

HMI

HMI avancée

PCs industriels

Outdoor HMI

# Catalogue produits Pro-face 2021

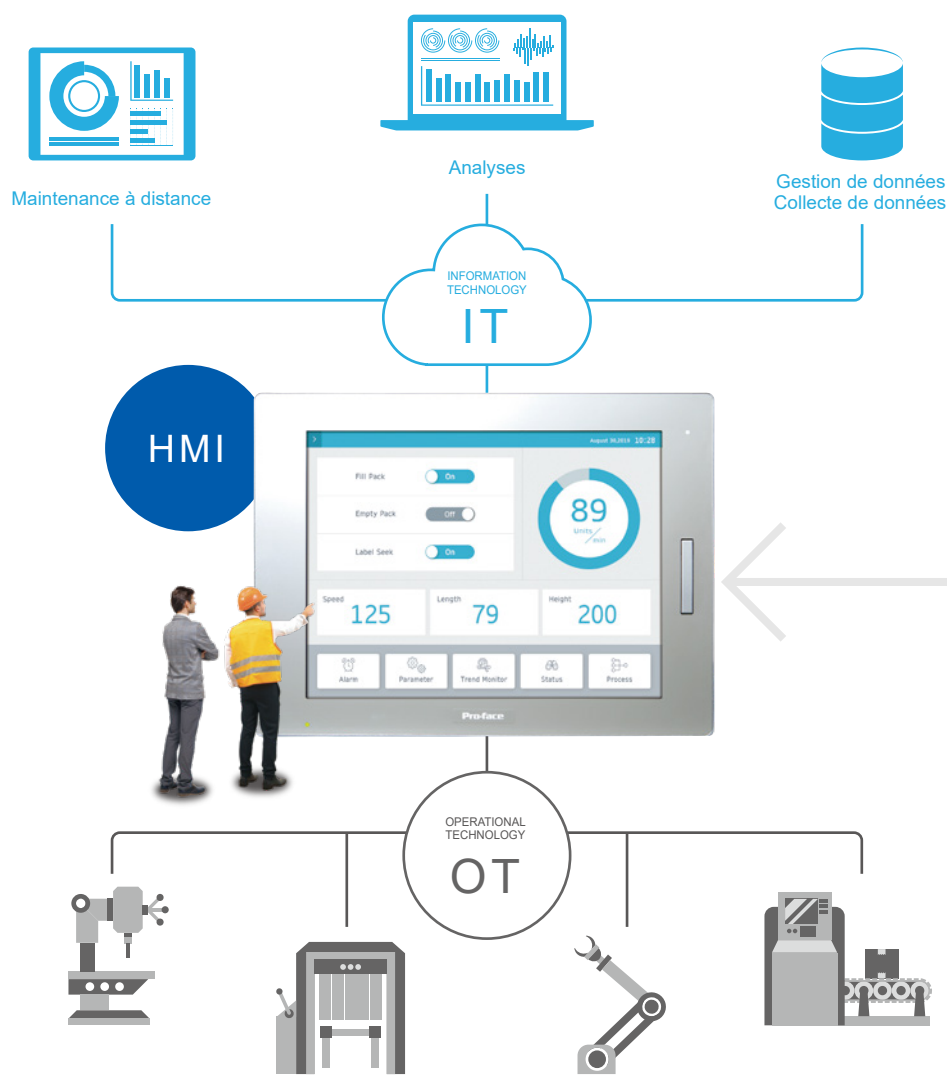
Trouvez le meilleur HMI parmi une large gamme de produits

[proface.fr](http://proface.fr)

**Pro-face**<sup>TM</sup>

by Schneider Electric

# Le Concept HMI Centric



## HMI Centric

L'IHM est l'interface qui connecte l'humain à la machine en lui permettant d'accéder aux données de production et de pilotage de son process.

Les solutions HMI Centric de Pro-face combinent le meilleur des technologies numériques afin de faciliter la centralisation et la contextualisation des données IT & OT.



Comment valoriser les opérateurs au coeur de la convergence de l'IT et de L'OT grâce au concept HMI Centric ?

Le concept HMI Centric est en fait une sorte de solution IoT industrielle, dans laquelle nous tirons le meilleur de vos collaborateurs et nous exploitons au mieux la nouvelle technologie numérique.

## Flexibilité Elevée

Une connectivité native et une largeur de gamme permettant d'adresser des besoins variés



### Connectivité IT/OT

Connectez-vous directement à un large éventail d'équipements et de réseaux avec différents fournisseurs.



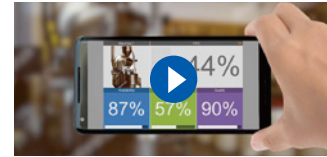
### Offre évolutive et personnalisable

Une large gamme de produits avec capacité de personnalisation pour répondre aux besoins spécifiques des clients.



### Système collaboratif

Services intégrés et prêt à l'emploi pour accéder aux machines à distance, en mobilité et en toute sécurité.




## Visualisation efficace

Des technologies de conception graphique gages de performance



### Mise en page optimisée

Outils de conception intuitifs permettant d'optimiser la mise en page pour un accès rapide à l'information.



### Augmenter la valeur des informations

Interfaces riches et expressives avec un fonctionnement intuitif qui permet d'utiliser facilement un grand nombre de données.



### Expérience tactile moderne

Ecrans haute résolution et sensibilité tactile adaptée pour un affichage fluide et performant.



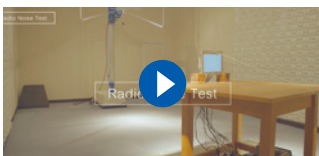
## Fiabilité démontrée

Une gestion du parc installé facilitée



### Solutions robustes et cybersécurisées

Basé sur les meilleures pratiques depuis que le premier IHM au monde (série GP) a été développé en 1989.



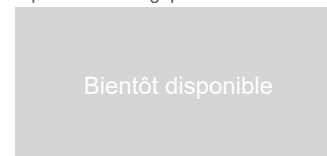
### Commercialisation & Support Technique

Vente et Support Technique assurés par un réseau d'experts IHM présent dans le monde entier.



### Compatibilité ascendante du matériel

Investissement permanent pour faire évoluer nos offres en intégrant de nouvelles innovations mais sans rupture technologique



# Architecture HMI Centric



L'architecture HMI Centric a pour but de vous faire économiser du temps lors du développement de votre système en vous fournissant des instructions de connexion et de configuration pour les IHMs Pro-face et des produits tiers ainsi que des exemples de projets pour réaliser vos applications.

Flexibilité élevée - Système collaboratif

## IHM avec un routeur WIFI + Smartphone

Vous pouvez facilement démarrer une maintenance à distance sécurisée via la 3G/4G en utilisant votre smartphone comme point d'accès, même dans des environnements où il n'y a pas de connexion réseau ou si le réseau du site de production n'est pas disponible.



Visualisation Efficace - Améliorer l'information

## IHM avec caméra réseau IP

Les caméras sur réseau IP sont de plus en plus utilisées sur des sites industriels pour le contrôle des machines et procédés, en particulier pour des implantations de taille importante ou des sites avec peu de présence humaine. L'intégration simplifiée de ces équipements sur les IHM Pro-face, vous permettra de filmer, d'enregistrer et d'exploiter des scènes afin de piloter au mieux vos installations en accédant à ce que vous ne pouvez pas voir en exploitation normale.



Visualisation efficace - Améliorer la valeur de l'information

## BOX IHM avec QR code pour des opérations IHM mobile

L'utilisation des BOX IHM et des tablettes permet de gagner de l'espace et de réduire les coûts pour une maintenance efficace sur site. Grâce à la connectivité Pro-face, vous pouvez surveiller les informations de divers équipements sur votre tablette. Il est possible de vérifier visuellement l'emplacement spécifique de l'équipement sur la tablette, ce qui vous permet de traiter les erreurs rapidement. De plus, en utilisant un code QR, vous pouvez accéder rapidement et de manière fiable à l'équipement.



Fiabilité démontrée - Solution robuste et cybersécurisée

## IHM avec lecteur de carte et de badge (RFID)

Améliorer la sécurité de vos opérations en gérant les accès des utilisateurs via notre technologie de lecteur de badge et de carte RFID.



Visualisation Efficace - Améliorer la valeur de l'information

## IHM pour pilotage de Robots

Plus besoin d'une interface dédiée pour votre Robot. Utilisez les HMI Pro-face pour paramétrer, piloter et exploiter votre robot avec une intégration native dans le développement de votre HMI machine. Un seul IHM pour tout piloter !





# HMI Centric Customer Story

L'IHM Pro-face au cœur des machines nouvelles générations. En particulier pour les applications mobiles Outdoor

Dans cette interview, la société Kawasaki Kiko Co., Ltd, fabricant de machines spécialisées dans la récolte de Thé et leader mondial dans ce domaine, explique comment ils ont mise en oeuvre la nouvelle offre Pro-face SP5000X Outdoor pour développer leur nouvelle génération de machines en un temps record. En effet, le projet a été réalisé en une seule année au lieu des deux ou trois années initialement prévues.

L'entreprise continue aujourd'hui à faire le maximum pour augmenter les capacités de récolte tout en garantissant la meilleure qualité de Thé pour les amateurs du monde entier. Une preuve de qualité des produits Pro-face : Gain de temps, efficacité, productivité.

## Chiffres Clés Clients

**Flexibilité Elevée**  
 temps de développement réduit  
 de **75%**  
 Le temps de développement habituel de trois ans a été réduit de 75 % pour atteindre environ un an.

**Visualisation efficace**  
 Efficacité  
**+200%**  
 L'utilisation d'un écran lumineux et d'une surveillance à distance a permis d'améliorer l'exploitation de 200 %.

**Fiabilité démontrée**  
 Réduction de la maintenance  
 de **30%**  
 L'efficacité de lamaintenance du site a augmenté de 30 % grâce au soutien de spécialistes de l'IHM.

## Pourquoi choisir la gamme SP5000X

L'un des facteurs clés était la luminosité de l'écran et lorsque nous avons testé le produit SP5000X, nous avons constaté que le produit amenait entre autre, une vraie différenciation sur cet aspect. Nous avons constaté que la luminosité et la haute résolution de l'IHM Pro-face permettaient d'afficher, en extérieur, toutes les informations nécessaires et même sur de petites tailles d'écrans. L'autre raison pour laquelle nous avons choisi le SP5000X était sa capacité à supporter la communication CAN (J1939) avec une alimentation 12V, ce qui est un avantage significatif. Nous en avons besoin pour connecter les calculateurs à l'IHM. La réactivité des équipes de vente et de support ont aussi été un point important dans la prise de décision.



Nous avons besoin de certaines fonctionnalités spécifiques et ils ont rapidement répondu en apportant d'excellentes suggestions. Lors du projet, l'équipe Pro-face a su nous accompagner de manière fiable et efficace et nous permettre de développer rapidement nos machines. La mise en place d'une interface tactile Pro-face a permis à nos ingénieurs de mieux se projeter sur l'utilisation de ces machines par nos clients et leurs façons d'opérer. Tous ces éléments nous ont convaincu d'utiliser le SP5000X pour une meilleure productivité et une meilleure efficacité.

## Résultats et bénéfices

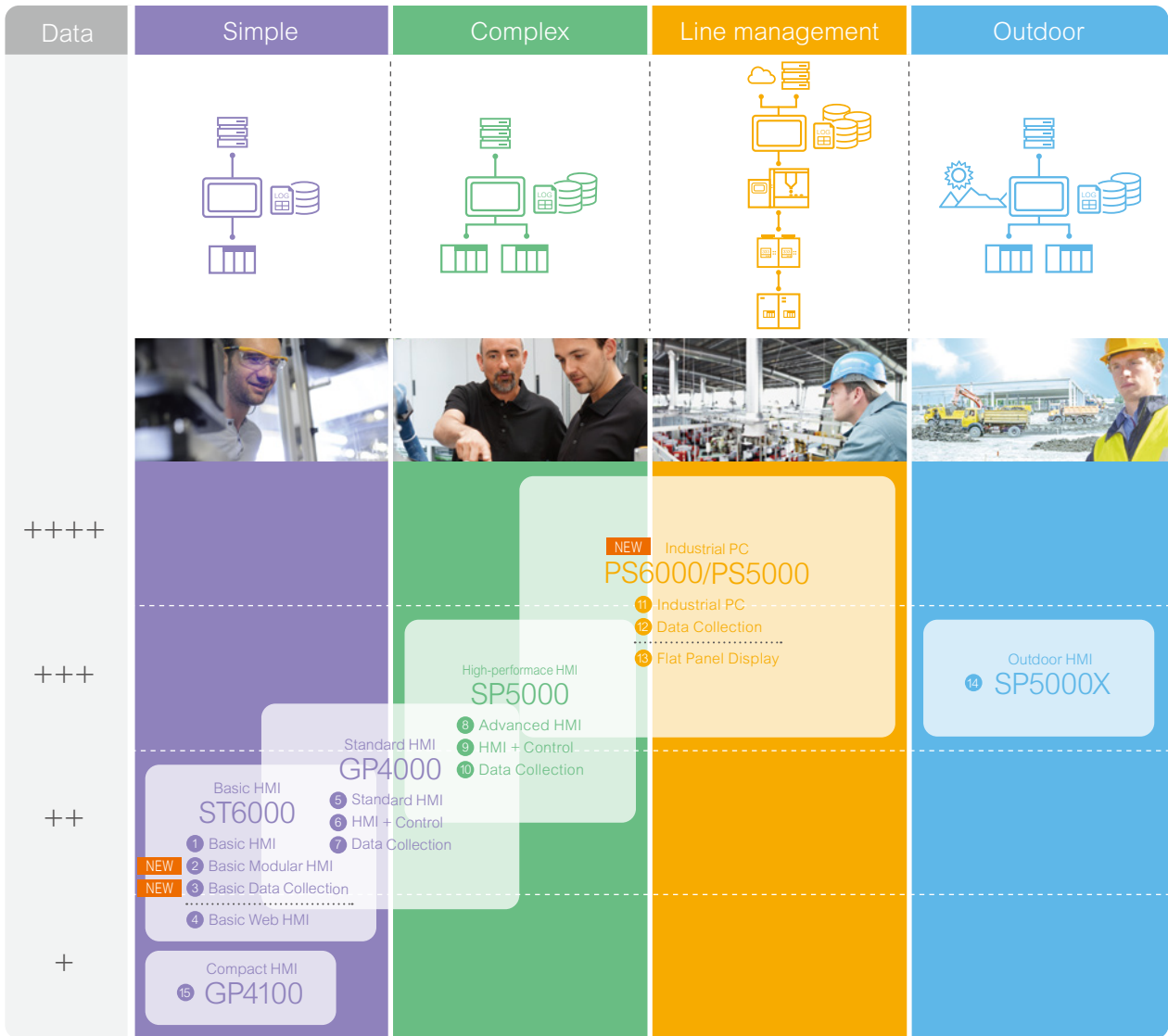


L'IHM SP5000X sert principalement d'interface pour le paramétrage. Cependant, c'est également un dispositif essentiel pour la gestion des données et la connexion au cloud. Comme toutes les informations machine peuvent être affichées sur le SP5000X, nous avons considéré l'IHM comme le cœur de la machine qui centralise l'ensemble des informations. Il n'est pas exagéré de dire que l'IHM est une brique essentielle des machines nouvelles générations. Avec la capacité de l'IHM à se connecter au cloud, nous n'avons pas eu à rajouter d'équipements IoT pour la connexion à distance.

Ceci a accéléré le développement de la machine et a constitué un avantage qui nous a permis de réaliser le projet en un an seulement alors que nous partions d'une feuille blanche. En collectant et en analysant des données spécifiques de notre machine KJM6, qui permet de labourer et fertiliser, nous avons pu voir qu'il était possible d'en améliorer le fonctionnement et d'économiser des fertilisants mais aussi l'utilisation de pesticides dans les champs.



# Pro-face Product Overview



**ST6000 Series** BLUE VERSION UP GP-Pro EX VERSION UP

- 1 Basic HMI (ST6000)
- 2 Modular HMI (STM6000)
- 3 Data Collection (STM6000 Gateway)
- 4 Web HMI (STW6000)

**PS6000/PS5000 Series** BLUE Line Management Live SCADA Open Studio VERSION UP

- 11 Industrial PC (PS6000 / PS5000)
- 12 Data Collection (PS6000/PS5000)
- 13 Flat Panel Display (FP5000 / SP5000 + option / PS5000 + option)

**GP4000 Series** GP-Pro EX VERSION UP

- 5 Standard HMI (GP4000)
- 6 HMI + Control (LT4000M)
- 7 Data Collection (LT4000M)

**SP5000X Series** GP-Pro EX VERSION UP







- 14 Outdoor HMI (SP5000X)

**SP5000 Series** GP-Pro EX VERSION UP

- 8 Advanced HMI (SP5000)
- 9 HMI + Control (SP5000+option)
- 10 Data Collection (SP5000+option)

**GP4100 Series** GP-Pro EX VERSION UP

- 15 Compact HMI (GP4100)

Specification		Simple			Complex	Line management	Outdoor
		 GP4100	 ST6000	 GP4000	 SP5000	 <small>NEW</small> PS6000/PS5000	 SP5000X
Software		GP-Pro EX	BLUE <small>NEW</small> GP-Pro EX	GP-Pro EX	GP-Pro EX	BLUE Open Studio	GP-Pro EX
Related Software / License	Remote Monitoring	Pro-face Remote HMI	<small>NEW</small> Web Viewer License	Pro-face Remote HMI	Pro-face Remote HMI	Thin Client License	Pro-face Remote HMI
	Remote connection service	No	Pro-face Connect*2	Pro-face Connect	Pro-face Connect	Pro-face Connect	Pro-face Connect
Visualization	Size	4"w	4"w, 7"w, 10"w, 12"w, 15"w	3.5", 5.7", 7.5", 10.4", 12.1" 7"w	10", 12", 15" 7"w, 10"w, 12"w, 15"w, 19"w	12", 15" 10"w, 12"w, 15"w, 19"w, 22"w	7"w, 12"w, 15"w
	Display quality (Resolution, color)	++	++	+	++	+++	+++++ (Sunlight readable)
	Performance	Standard	Standard	Standard	High	High	High
Operation	Touch operation	+	+	+	++	+++	+
Connectivity	IT (Ethernet)	0 or 1	2 (4"w:1)	1	2	2	2
	OT (Serial, USB, Fieldbus)	+	++	++	+++	+++	+++
	I/O	No	No	Yes (Only LT4000M)	Yes (Only SP-5B10 + option)	Yes (Option)	Yes (Option)
	Data backup operation	+	+	++	++	+++	++
Data handling	Storage	0	Local Storage (Only BLUE)	0 or SD x 1	SD x 1 or SD x 2	HDD/SSD x 1	SD x 2
Environment	Environment resistance	+	+	+	++	+	+++
	Certification (Haz Loc, ATEX, Marine)	+++	+	+++	+++	++	++
Features	Integrate Windows Apps	No	No	No	Yes (Only SP-5B41)	Yes	No
	IT connection (OPC, MQTT, Email, etc)	+	+++	++	++	++++	++

\*1 GP-Pro EX will be supported in 2021.



Site Web



Documentation technique



configurator

Industrial PC **NEW**

# PS6000 Series BLUE Line Management Lite SCADA Open Studio



Improve your productivity with the most reliable PC-based architecture experience.

New PS6000 from the HMI leader: Robust as a terminal, Open and High-performant as a PC, even more economical.

*New Experience*

## 01 New Experience for Automation Engineers

A rich modular catalog and a strong background of customization service.

To run any software, including pre-installed bundles.

Easily selected with new Product Configurator and with quick delivery.

**Software**

BLUE Line Management Lite SCADA  
**Open Studio**

Pro-face Connect  
Secure Remote Access over Internet

Schneider Electric

Java .NET C++  
Raid Thin client Security  
MS Office etc.



COST DOWN



TIME SAVE



QUICK DELIVERY

BOX	Display
Advanced Box Core i7 Core i5 Celeron	Resistive multi touch 12" 15"
Standard Box Core i3	4:3 Capacitive multi touch 15" wide 19" wide
Options	
HDD/SSD Slot-in design	Interfaces Slot-in design
PCI/PCIe Slots module	

## 02 A new Experience for Operators and Production Managers

High-performance with the latest CPU and Innovative display for smart manufacturing.

To run securely, on most demanding industrial environments.

Standard mode	Glove mode	Water Detection mode

Quickly change display type for operators situation with configuration.



## 03 A new Experience for Maintenance Specialists

Smart maintenance to reduce downtime and improve productivity.

Long Term Peace of Mind thanks to long availability, global support and training.

Long Availability

Quick Response

Special Support

Quick Deliver

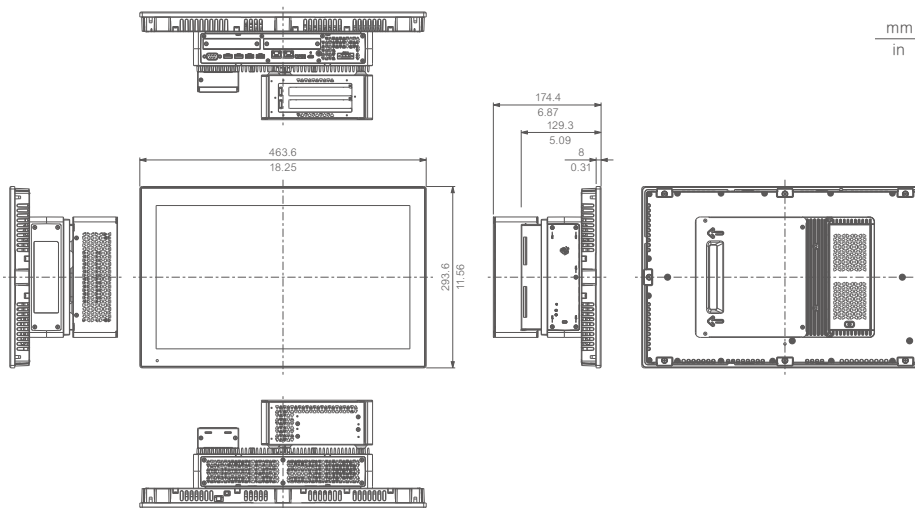


Box module			
	Advanced Box		Standard Box
CPU	Core i7	Core i5	Celeron
Core	4		2
Thread	8		4
Graphics accelerator	Intel UHD Graphics 620		Intel UHD Graphics 610
DIMM	8 - 32GB		4 - 16GB
Storage	M.2 SSD x 1 2.5" HDD / SSD x 2		M.2 SSD x 1 2.5" HDD / SSD x 1
USB	USB TypeA : USB2.0 x 2, USB3.0 x 2 USB TypeC : USB3.0 x 1 (DP connection)		
Ethernet	IEEE1588 x 2 10 / 100 / 1000 Wake-on-LAN (WOL)		
Serial	RS-232C x 1 (not isolated)		
Display Port	DP x 1		
Slot-in Option I/F	2 slots		1 slot
Expansion slots	PCI x 1 + PCIe x 1 or PCIe x 2 or PCI x 2		
Operating System	Windows10 IoT Enterprise 2019 LTSC (64bit)		
Certification	CE, UL and cUL, RMC, KC, EAC, ATEX / IECEx*, DNV-GL*1, RoHS, WEEE		

Display module			
Display Size	12"	15"	15"W
Resolution	XGA (1,024 x 768)		FWXGA (1,366 x 768)
Display Type	TFT Color LCD		
Touch Panel Type	Resistive multi-touch (2 points)		Capacitive Multi-touch (2 points) with optimized noise filter
Touch Mode Configuration	Not applicable, because of a resistive analog touch panel		Yes-Standard mode-Glove mode,-Water detection mode
Front USB	USB (Type A) x 1*2		-

\*1 IECEx / ATEX will be supported on Dec, 2021 \*2 By default, the USB is disabled

Dimension: PFXDM6800WC + Advanced BOX + Expansion slot + Fan



## PS5000 Series

Combine the box type and the display in a range of sizes from 12 to the ultra-large 22 inches.

Flexibly change the functions and sizes. The box is a stand-alone component and can be connected to various displays.



configurator

Display Module						
	PS-5900W	PS-5800W	PS-5700W	PS-5600W	PS-5700T	PS-5600T
Display Size	22"wide	19"wide	15"wide	12"wide	15"	12"
Rated Input Voltage	100...240Vac / 24 Vdc					
Resolution	1,920 x 1,080pixels (Full HD)	1,366 x 768pixels (FWXGA)	1,280 x 800pixels (WXGA)	1,024 x 768pixels (XGA)		
Touch Panel Type	Capacitive (5 simultaneous touch)			Resistive Film (single touch)		
Structure	IP66					

Box Module			
	PS-5001B		
Model	Atom		Atom (Entry)
CPU	Atom E3930 1.3 GHz		
Storage memory	M.2 SSD (64GB / 128GB / 256GB)	M.2 SSD (64 GB / 128 GB / 256 GB) or HDD *1 (500 GB / 1 TB) SSD *2 (256 GB)	eMMC (64 GB / 128 GB)
Main Memory	4 GB or 8 GB, DDR3		4 GB, DDR3L
Rated Input Voltage	12...24 Vdc		
OS	Win10 IoT Enterprise (64bit)		
Interface	RS-232C x 1, RS-232C / 422 / 485 x 1, Ethernet x 2, USB (Type A) x 4, Display Port x 2		RS-232C x 1, RS-232C / 422 / 485 x 1, Ethernet x 2, USB (Type A) x 2, Display Port x 1
Optional interface	None	x 1	x 1
Expansion Slot	0 slot		

\*1 For secondary storage only.



Site Web



Documentation technique

Advanced HMI

# SP5000 Series GP-Pro EX



Flagship model achieving high performance and robust network security

The SP5000 series is an HMI that provides information quickly and efficiently, and promotes "smartification" of your factories.

# Flagship

## 01 Manage more information in various forms

Fully compatible for direct use with Windows applications, the SP5000 can handle materials, such as manuals and error codes, without conversion.



No need to bring PC for debugging and JOB reprogramming.

MS Excel

PDFs

Movies

Ladder programming tools

Able to use ladder programming tools...



## 02 Simple activation by inserting cards

Display data is scalable to fit multiple sizes of monitors, which can be applied to new equipment for mass production. There is no need for on-site data transfer because SP5000 models are activated when the SD card is inserted.



SP5000 works simply by replacing the card.

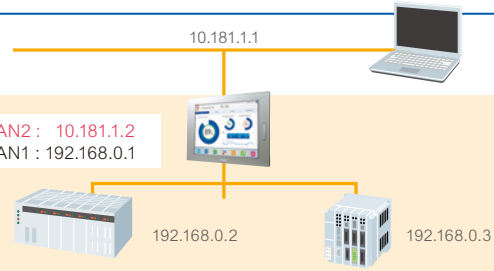
This is a time-efficient way to carry out on-site troubleshooting.



## 03 Network segmentation

All displays of SP5000 series have two Ethernet I/F ports as standard. The IP address is changed on the SP5000 at delivery.

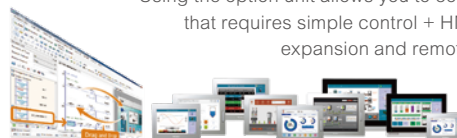
Only the IP LAN2 address within the office network is changed.



And more...

### Cost Reduction and Equipment Improvement with I/O expansion

Using the option unit allows you to connect equipment that requires simple control + HMI, additional I/O expansion and remote I/O expansion.



Premium Display						
	SP-5800WC	SP-5700WC	SP-5700TP	SP-5660TP	SP-5600TP	SP-5500TP
Model	PFXSP5800WCD	PFXSP5700WCD	PFXSP5700TPD	PFXSP5660TPD	PFXSP5600TPD	PFXSP5500TPD
Display Size	19" wide	15" wide	15"	12"	12"	10"
Rated Input Voltage	12...24 Vdc					
Resolution	1,366 x 768 pixels (FWXGA)		1,024 x 768 pixels (XGA)			800 x 600 pixels (SVGA)
Touch Panel Type	Projected Capacitive (5 points multi-touch)			Resistive Film (analog, 2 points multi-touch)		
Interface	USB (Type A) x 1 USB (mini B) x 1					
Structure	IP65F, IP67F					
External Dimensions*1	W483 x H337 x D69mm (W19.02 x H13.27 x D2.72 in.)	W414 x H295 x D69mm (W16.30 x H11.61 x D2.72 in.)	W397 x H296 x D67mm (W15.6 x H11.7 x D2.64 in.)	W315 x H241 x D67mm (W12.4 x H9.49 x D2.64 in.)		W272.5 x H214.5 x D67mm (W10.73 x H8.44 x D2.64 in.)
Panel Cut Dimensions	W465 x H319mm (W18.31 x H12.56 in.)	W396 x H277mm (W15.59 x H10.91 in.)	W383.5 x H282.5mm (W15.1 x H11.12 in.)	W301.5 x H227.5mm (W11.87 x H8.96 in.)		W259 x H201mm (W10.2 x H7.91 in.)
Others	Brightness Sensor, Auto Scaling					
Custom (Coating)	-			Yes		
Custom (Front Color Bezel)	-			Yes		
Certification	CE, UL / cUL, UL / cUL for Haz Loc, RCM, KC, EAC, RoHS, WEEE					

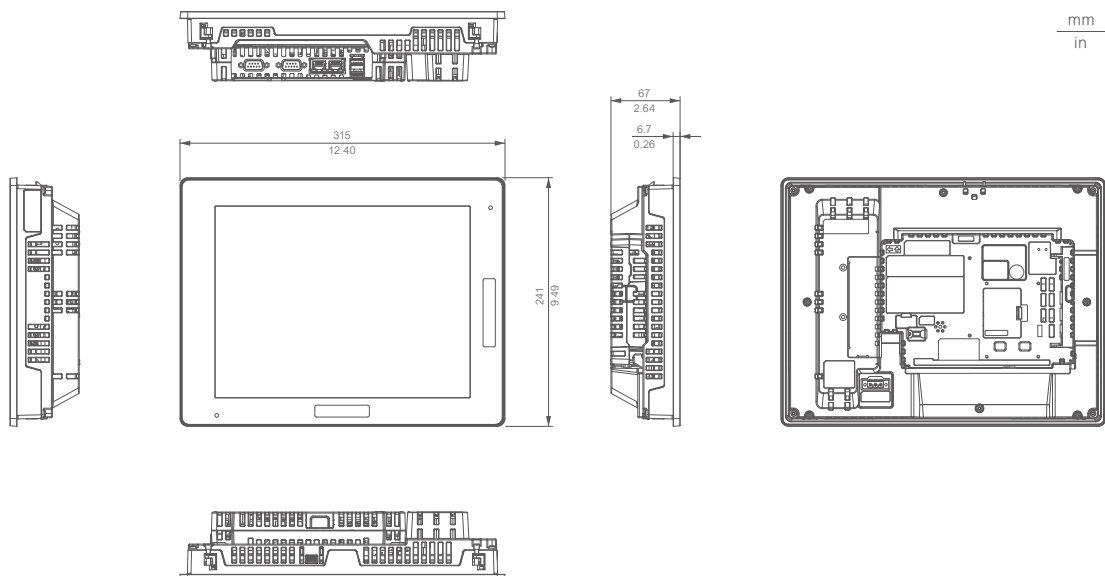
\*1 The depth is combined with Box Module

Advanced Display				
	SP-5600TA	SP-5600WA	SP-5500WA	SP-5400WA
Model	PFXSP5600TAD	PFXSP5600WAD	PFXSP5500WAD	PFXSP5400WAD
Display Size	12"	12" wide	10" wide	7" wide
Rated Input Voltage	12...24 Vdc			
Resolution	1,024 x 768 pixels (XGA)	1,280 x 800 pixels (WXGA)		800 x 480 pixels (WVGA)
Touch Panel Type	Resistive Film (analog)			
Interface	-			
Structure	IP66F, IP67F, TYPE 4X (Indoor Use Only) / 13			
External Dimensions*1	W315 x H241 x D67 mm (W12.4 x H9.49 x D2.64 in.)	W308.5 x H230.5 x D67mm (W12.15 x H9.07 x D2.64 in.)	W268.5 x H198.5 x D67mm (W10.57 x H7.81 x D2.64 in.)	W203.6 x H148.6 x D67mm (W8.02 x H5.85 x D1.42 in.)
Panel Cut Dimensions	W301.5 x H227.5mm (W11.87 x H8.96 in.)	W295 x H217mm (W11.61 x H8.54 in.)	W255 x H185mm (W10.04 x H7.28 in.)	W190 x H135mm (W7.48 x H5.31 in.)
Others	-			
Custom (Coating)	Yes			
Custom (Front Color Bezel)	Yes			

\*1 The depth is combined with Box Module

3 types of Box Modules			
	SP-5B41	SP-5B10	SP-5B00
Model	PFXSP5B41	PFXSP5B10	PFXSP5B00
Application Memory	Screen Size: 64 MB		
Backup Memory	NVRAM 320KB		
Interface	RS-232C / 422 / 485 x 2 Ethernet x 2 USB (Type A) x 3, USB (mini B) x 1 SD Card Slot (Storage) x 1 CFast Card Slot (System) x 1 CFast Card Slot (Storage) x 1 DVI-D output x 1 Sound Input: MIC or LINE input x 1 Speaker Output x 1 Alarm Output or Buzzer Output x 1	RS-232C / 422 / 485 x 2 Ethernet x 2 USB (Type A) x 2, USB (mini B) x 1 SD Card Slot (System) x 1 SD Card Slot (Storage) x 1 Speaker Output x 1 Alarm Output or Buzzer Output x 1	RS-232Cx 1 RS-422 / 485 x 1 Ethernet x 2 USB (Type A) x 2, USB (mini B) x 1 SD Card Slot (Storage) x 1
Windows Application	Yes	-	-
Expansion Unit	-	Yes	-
Connectable Devices	4		
Custom (Coating)	Yes		

Dimension: SP-5600TP + SP-5B00





Site Web



Documentation technique

Outdoor HMI

# SP5000X Series GP-Pro EX

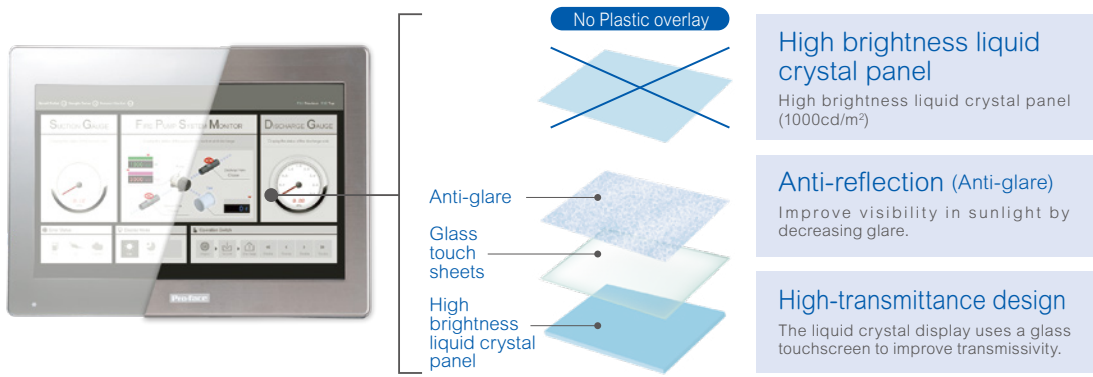


An outdoor HMI that is visible under sunlight, and resists extreme environment

We have created a sunlight readable screen that is resistant to direct sunlight and extreme temperatures. With an enhanced information display unit and improved operability, this product is suitable for multiple applications under harsh environmental conditions including use in special purpose vehicles such as firetrucks and construction equipment; parking lots and gas stations; and the oil and gas industry.

# Extreme

## 01 Sunlight Readable



## 02 Robustness



### UV Protection

Improve UV protection and prevent deterioration by replacing plastic components that are exposed to sunlight with metal or glass.



### Full Coating

Improve the longevity of the product even when used in outdoor environments with dust and extreme temperatures by adding coating on the substrate, LCD, and power source components.

## 03 Environmental Resistance



### Sufficient against Vibration/Shock

We do apply IEC60068-2-6 or IEC60068-2-27 in stead of IEC61131-2 test which is typically used for factory automation devices. Because they are more suitable for earth moving machines, or generators or compressors which use engines to operate machines.

\* Display Module : 7" w: 2G / 40G, 15" w: 1G / 15G  
Box Module : follow the connected Display Module.



### Operating temperature: -30°C to 70°C

Can be used in harsher environments without the need for anti-frost heaters or fans and cooling systems.


\* Display Module : 7" w: -30 to 65°C, 12" w: -30 to 70°C, 15" w: -20 to 60°C  
Box Module : follow the connected Display Module.



### Dust and waterproof

Compatible with IP66F, IP67F, Type 4X (indoor and outdoor use) allowing for use in harsh outdoor conditions.

# 04 Maintainability



Modular structure that is easy to maintain

It is possible to replace the exposed display without changing the whole unit. The box is designed with the application pre-installed and can be used immediately upon changing components. Changes can be made quickly and easily without the need of a PC, optimizing time and resources.

# 05 IoT Solution



Data collection and remote maintenance

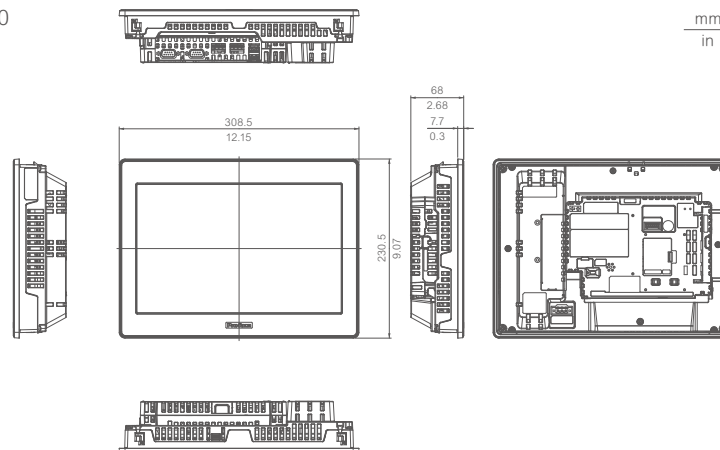
Collect data remotely from a PC such as error history and operation status, outcome, and history. It is also possible to access the HMI, verify the operation status, and conduct maintenance remotely via PC or tablet.

Display Module			
	SP-5790WA	SP-5690WA	SP-5490WA
Model	PFXSP5790WA / PFXSP5790WADF0H	PFXSP5690WA / PFXSP5690WADF0H	PFXSP5490WA / PFXSP5490WADF0H
Display type	TFT Color LCD (High brightness)		
Display size	15.6" wide	12.1" wide	7" wide
Resolution	1,366 x 768 pixels (FWXGA)	1,280 x 800 pixels (WXGA)	800 x 480 pixels (WVGA)
Display colors	262,144 colors		
Backlight	White LED (Not user replaceable. When replacement is required, contact customer support.)		
Touchpanel lifetime	1,000,000 times or more		
Rated input voltage	12...24 Vdc		
Power consumption	Max. 48 W	Max. 37 W	Max. 29 W
Ambient air temperature	-20 to 60 °C (-4 to 140 °F)	-30 to 70 °C (-22 to 158 °F)	-30 to 65 °C (-22 to 149 °F)
Dust	0.1 mg/m <sup>3</sup> (10 <sup>-2</sup> oz/ft <sup>3</sup> ) or less (non-conductive levels)		
Pollution degree	3 for front face, 2 for other sides		
Corrosive gases	Free of corrosive gases Harsh environment model (Model numbers ending with "F0H") : IEC/EN 60721-3-3 Class 3C3		
Atmospheric pressure (operating altitude)	800 to 1,114 hPa (2,000 m [6,561 ft] or lower)		
UV resistance (front side)	Cutoff: 99% or more (380 nm)		
Vibration resistance	IEC 60068-2-6 compliant 5 to 9 Hz Single amplitude 3.5 mm (0.14 in) 9 to 150 Hz Fixed acceleration: 9.8 m/s <sup>2</sup> X, Y, Z directions for 10 cycles (approximately 100 minutes) IEC 61373: 1999 (Category 1, Class B) 5 ≤ f ≤ 150 Hz (weight < 500 kg: f1=5 Hz, f2=150 Hz) acceleration: Up and down: 7.90 m/s <sup>2</sup> , Right and left: 3.50 m/s <sup>2</sup> , Back and forward: 5.50 m/s <sup>2</sup>	IEC 60068-2-6 compliant 5 to 9 Hz Single amplitude 7 mm (0.28 in) 9 to 150 Hz Fixed acceleration: 19.6 m/s <sup>2</sup> X, Y, Z directions for 10 cycles (approximately 100 minutes) IEC 61373: 1999 (Category 1, Class B) 5 ≤ f ≤ 150 Hz (weight < 500 kg: f1=5 Hz, f2=150 Hz) acceleration: Up and down: 7.90 m/s <sup>2</sup> , Right and left: 3.50 m/s <sup>2</sup> , Back and forward: 5.50 m/s <sup>2</sup>	
Shock resistance	IEC 60068-2-27 compliant 147 m/s <sup>2</sup> , 11 ms, X, Y, Z directions for 3 times	IEC 60068-2-27 compliant 392 m/s <sup>2</sup> , 11 ms, X, Y, Z directions for 3 times	
Electronic fast / transient / burst immunity	IEC 61000-4-4 / 2 kV: Power port / 1 kV: Signal ports		
Electrostatic discharge immunity	Contact discharge method: 6 kV Air discharge method: 8 kV (IEC/EN 61000-4-2 Level 3)		
Structure	IP66F, IP67F, Type 4X (indoor and outdoor use), Type 12, Type13		
External dimensions	408 x 264 x 68 mm (16.06 x 10.39 x 2.68 in)	308.5 x 230.5 x 68 mm (12.15 x 9.07 x 2.68 in)	203.6 x 148.6 x 37 mm (8.02 x 5.85 x 1.45 in)
Front bezel materials	Aluminum die-cast / Stainless steel		
Certification	CE, UL/cUL, UL/cUL for Haz Loc, RCM, KC, EAC, IECEx / ATEX*1, RoHS, WEEE		

Box Module	
	SP-5B90
Model	PFXSP5B90 / PFXSP5B90F0H
Application Memory	Screen Size: 64 MB
Backup Memory	NVRAM 320KB
Interface	RS-232C / 422 / 485 x 2, Ethernet x 2, USB (Type A) x 2, USB (mini B) x 1, SD Card Slot (System) x 1, SD Card Slot (Storage) x 1, Speaker Output x 1, Alarm Output or Buzzer Output x 1
Expansion unit	Fieldbus Unit x 1 (PROFIBUS / J1939 / CANopen / FLEX NETWORK)
Connectable Devices	4

\*1 IECEx / ATEX will be supported in 2021

Dimension: SP-5690WA + SP-5B90





Site Web



Documentation technique

Basic HMI

# ST6000 Series

BLUE

NEW

GP-Pro EX



Achieve a high level of visualization with the new basic HMI

The ST6000 series brings a new level of visualization to the Basic HMI market which no other basic product has accomplished.

*New Visualization*

## 01 Refined

An innovative HMI with a sophisticated design that transforms simple machines.



### 16 Million Colors

Achieve the previously unimaginable and bring displays to life with 16 million colors.



### Better Graphics and Font

Display beautiful fonts with anti-aliasing. Customize gradation and transparency to meet your needs.

## 02 Simple & Easy

The simple design and interface help increase productivity and efficiency.



Design



Installation



Maintenance



Operation

NEW

### Easy Migration

Use the same application(GP-Pro EX) and leverage existing assets.

GP-Pro EX

Same application



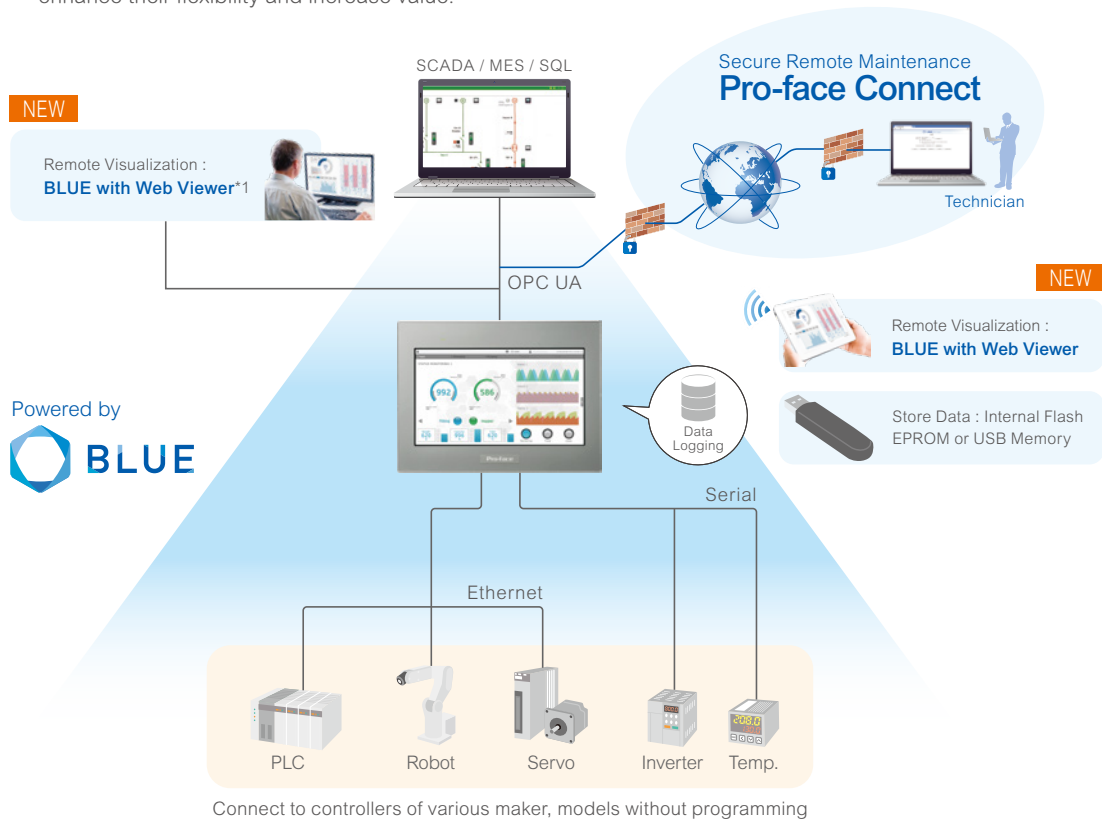
GP4000W model(4:3, Wide)



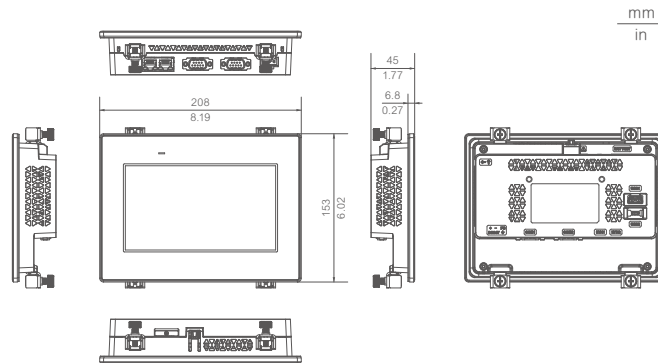
ST6000(Wide)

# 03 Connected & Secured

Seamless and secured connectivity with various devices to enhance their flexibility and increase value.



Dimension: ST-6400WA



	ST-6700WA	ST-6600WA	ST-6500WA	ST-6400WA	ST-6200WA
Model No (BLUE)	PFXST6700WAD	PFXST6600WAD	PFXST6500WAD	PFXST6400WAD	PFXST6200WAD
Model No (GP-Pro EX)	PFXST6700WADE	PFXST6600WADE	PFXST6500WADE	PFXST6400WADE	PFXST6200WADE
Display	15.6" Wide (1,366 x 768)	12.1" Wide (1,280 x 800)	10.1" Wide (1,024 x 600)	7.0" Wide (800 x 480)	4.3" Wide (480 x 272)
Touch Panel	16M colors White LED 16 level brightness control Type : Resistive film (analog), Service life : 1,000,000 times or more				
Interface	RS-232C x 1, RS-422 / 485 x 1 Ethernet x 2 USB (Type A) x 1 USB (micro-B) x 1			RS-232C / 422 / 485 x 1 Ethernet x 1 USB (Type A) x 1 USB (micro-B) x 1	
Memory (BLUE)	Application memory : FLASH EPROM:128MB Backup memory : NVRAM 500KB Battery : Replaceable battery / Primary battery for clock data backup (5 years or more at room temperature)				
Memory (GP-Pro EX)	Application memory : Media : FLASH EPROM / Screen area: 64MB / User font area 8 MB / Logic program area: 132KB Backup memory : Screen Area: SRAM 320KB, Variable Area: SRAM 64KB Battery : Replaceable battery / Primary battery for clock data backup				
Input voltage	24 Vdc				
Structure	IP65F, Type 1, Type 4X (indoor use only), Type 13				
Certifications	CE, UL and cUL, RCM, KC, EAC, RoHS, WEEE				




Site Web



Documentation technique

Basic Modular HMI **NEW**

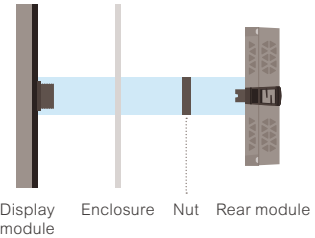
# STM6000 Series BLUE



The STM6000 series in the complement of the ST6000 range brings a new level of visualization to the Basic HMI market which no other basic product has accomplished. Also, the product can be installed easily as no tools are necessary and very fast with the unique push-button mounting system through a  $\phi 22$  mm circular hole.

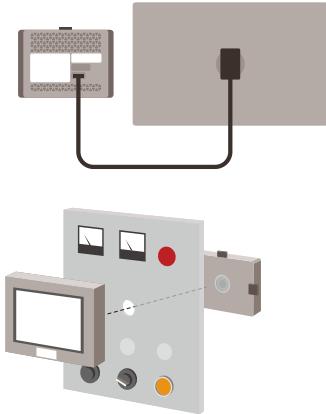
## 01 Easy & Fast Installation

The product can be installed easily as no tools are necessary and very fast with the unique push-button mounting system through a  $\phi 22$  mm circular hole.



## 02 Flexible Installation

Thanks to modularity design, for specific applications (space, temperature, or vibration constraints ) product can be separated with cable accessory 3m, 5m,10m to install the Display module on the panel door and the rear module on DIN rail with dock station adapter.



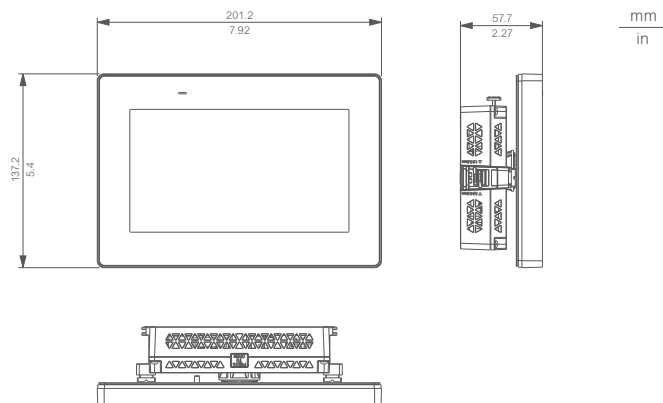
## 03 Easy Maintenance

Spare part front & rear modules are available to replace the faulty part.

	STM-6400WA	STM-6200WA
Model No	PFXSTM6400WAD	PFXSTM6200WAD
Display	7.0" Wide (800 x 480)	4.3" Wide (480 x 272)
Touch Panel	16M colors White LED 16 level brightness control Type: Resistive film (analog) , Serve life: 1,000,000 time or more	
Interface	COM1 RS-232C/485/422 SubD9 Ethernet1 : IEEE802.3i / IEEE802.3u, 10BASE-T / 100BASE-TX Ethernet2 : IEEE802.3i / IEEE802.3u, 10BASE-T / 100BASE-TX USB host type A, USB device Micro B	
Memory	Application memory : FLASH EPROM:128MB, Backup memory : NVRAM 500KB Battery : internal battery / Primary battery for clock data backup (5 years or more at room temperature)	
Input voltage	19.2 to 28.8V DC	
Structure	IP65F, UL 50/50E, Type 1, Type 4X (indoor use only), Type 12, Type 13,	
Certifications	CE, UL/cUL, RCM, KC, EAC, IECEx / ATEX*1, RoHS, WEEE	

\*1 ATEX/IECEx Zone 2/22 will be acquired in 2021.

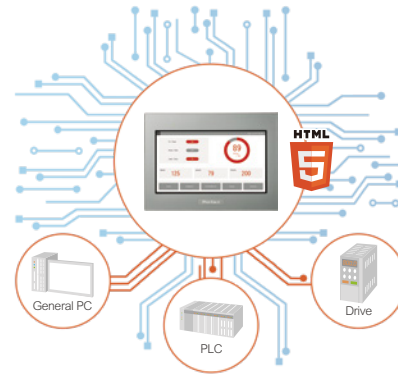
Dimension: STM-6400WA





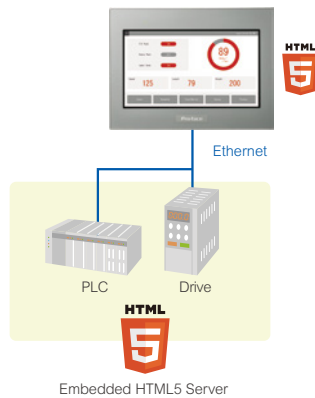
# STW6000 Series

Many industrial automation devices support HTML5, which can be displayed on PCs, tablets, and smartphones. As a Web HMI, STW6000 can easily display HTML5 data from multiple devices. We are the HMI specialist, and the superior quality display, maintainability and robustness of our Web HMI meets the needs of simple machine applications for factory automation.



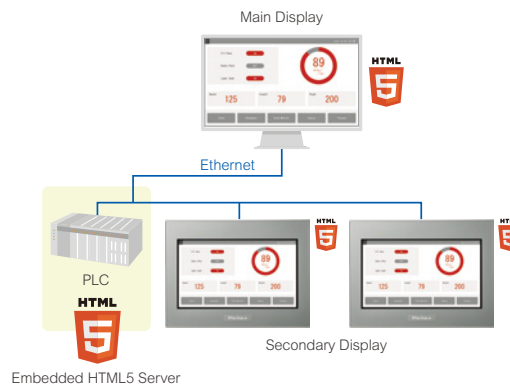
## 01 Main Display

Main display for simple machine is alternative to basic terminal.



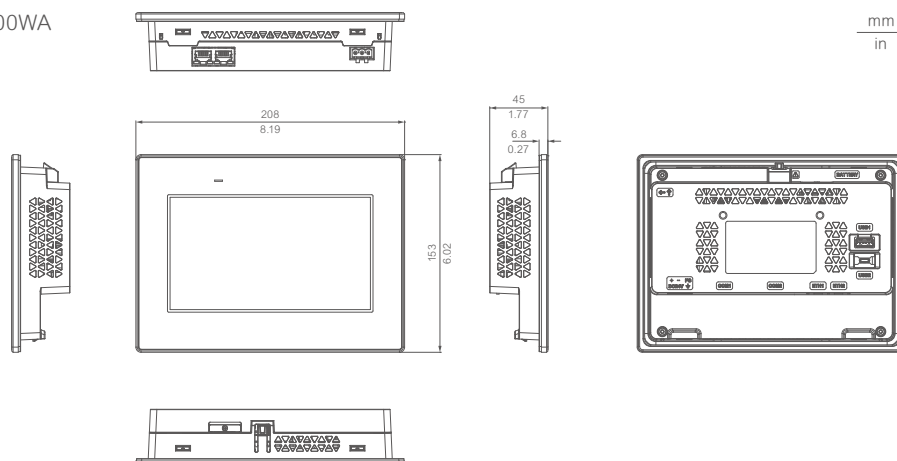
## 02 Secondary Display

Secondary cost effective display can also visualize small information for maintenance-diagnostic directly from PLC Servers or from the main display if it embeds its own server.



	STW-6700WA	STW-6600WA	STW-6500WA	STW-6400WA	STW-6200WA
Model No	PFXSTW6700WAD	PFXSTW6600WAD	PFXSTW6500WAD	PFXSTW6400WAD	PFXSTW6200WAD
Display	15.6" Wide (1,366 x 768)	12.1" Wide (1,280 x 800)	10.1" Wide (1,024 x 600)	7.0" Wide (800 x 480)	4.3" Wide (480 x 272)
Touch Panel	16M colors White LED 16 level brightness control Type:Resistive film (analog), Service life:1,000,000 times or more				
Related	Ethernet1 & Ethernet2 with switch function : IEEE802.3i / IEEE802.3u, 10BASE-T / 100BASE-TX USB : Type A x 1 (HOST)				Ethernet : IEEE802.3i / IEEE802.3u, 10BASE-T / 100BASE-TX x 1 USB : Type A x 1 (HOST)
Input voltage	24 Vdc				
Structure	IP65F, Type 1, Type 4X (indoor use only), Type 13				
Certifications	CE, UL and cUL, RCM, KC, EAC, RoHS, WEEE				

Dimension: STW-6400WA





Site Web



Documentation technique

Standard HMI

# GP4000 Series *GP-Pro EX*



*Standard*

Varied and flexible lineup satisfying customers needs

Combines abundant functions with a broad line-up of versatile models to meet the specific needs of every customer.

## 01 Widest line-up in the Pro-face brand

From classic to unique, we offer a wide range of choices to meet any application.



## 02 Compatible with our legacy models



Data in GP-PRO/PBIII for Windows or later is convertible using project converter. Smooth transition to the latest models.



## USB expansion options unique to Pro-face

Reduce excess inventory of indicator lights

**EZ Tower Light** Model : PFXZCETWHA1 (tube mounting with fixing plate)  
Model : PFXZCETWW1 (base mounting)

With this single model, multiple colors and sounds can be set. Capable of indicating the state of equipment.

- LED lamps adaptable to various types of setting
- Configuration from HMI
- 4 colors (red, green, blue, and yellow) and 3 modes (off, on, and blink)
- Number of lamps: 3
- Buzzer patterns: 4




Combining switch and lamp

**EZ Illumination Switch** Model : PFXZCCEUSG1

Improve visibility with 6-color illumination. Reduce man-hours for control panel installation and wiring

- LED light switches accept a wide range of settings
- Configuration by HMI design software
- 6 colors (red, green, blue, yellow, white, and orange) and 3 modes (off, on, and blink)
- Protection structure: IP65 (front face where panel is embedded)
- Mount: 22φ circular mounting hole



Work-saving for inputting repeated values

**EZ Numpad** Model : PFXZCCEUKB1

Reduces screens needed for value input

- Alphanumeric and customizable function keys (Set by HMI design software)
- Protection: IP65
- Mount: 22φ circular mounting hole



Adding second LAN port with independent IP address

**EZ LAN Adapter** Model : PFXZCGEUEE1


The GP4000 series also allows you to securely set up a network.

- Same functions as built-in LAN port
- 10BASE-T / 100BASE-TX
- Limited to GP4000 standard models

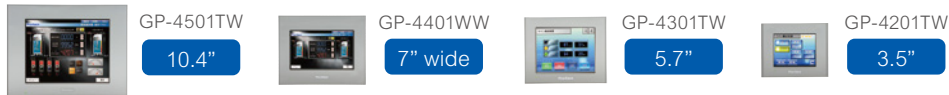


Also can be used with Pro-face products other than GP4000 series.



Standard models								
	GP-4601T	GP-4603T	GP-4501T	GP-4503T	GP-4401T	GP-4301T	GP-4303T	GP-4201T
Model	PFXGP4601T**	PFXGP4603TAD	PFXGP4501T**	PFXGP4503TAD	PFXGP4401TAD	PFXGP4301TAD	PFXGP4303TAD	PFXGP4201TAD
Display Size	12.1"		10.4"		7.5"	5.7"		3.5"
Rated Input Voltage	100...240 Vac / 24Vdc	24Vdc	100...240 Vac / 24Vdc	24Vdc	24Vdc			
Resolution	800 x 600pixels (SVGA)		640 x 480pixels (VGA)		320 x 240pixels (QVGA)			
Touch Panel Type	Resistive Film (analog)							
Application Memory	32MB				16MB			
Data Backup	SRAM 320KB							
Interface	RS-232C x 1,RS-422 / 485 x 1*,Ethernet x 1 USB (Type A) x 1,USB (mini B) x 1,SD Card Slot x 1							RS-232C / 422 / 485 x 1, Ethernet x 1,USB (Type A) x 1, USB (mini B) x 1,
Structure	IP65F							
External Dimensions	W315 x H241 x D56mm (W12.4 x H9.49 x D2.2 in.)		W272.5 x H214.5 x D57mm (W10.73 x H8.44 x D2.24 in.)		W218 x H173 x D60mm (W8.59 x H6.81 x D2.37 in.)	W169.5 x H137 x D59.5mm (W6.67 x H5.39 x D2.34 in.)		W132 x H106 x D42mm (W5.2 x H4.17 x D1.65 in.)
Panel Cut Dimensions	W301.5 x H227.5mm (W11.87 x H8.96 in.)		W259 x H201mm (W10.2 x H7.91 in.)		W204.5 x H159.5mm (W8.05 x H6.28 in.)	W156 x H123.5mm (W6.14 x H4.86 in.)		W118.5 x H92.5mm (W4.67 x H3.64 in.)
Connectable Devices	4							
Custom (Coating)	Yes							
Custom (Front Color Bezel)	Yes							
Rear Mount model (GP4000R)	Model:PFXGP4601TADR		Model:PFXGP4501TADR		Model:PFXGP4401TADR	Model:PFXGP4301TADR		-
External Video Unit-supporting Model	Product Name:GP-4621T Model:PFXGP4621TAA Model:PFXGP4621TAD (coating:Yes)		Product Name:GP-4521T Model:PFXGP4521TAA Model:PFXGP4521TAD (coating:Yes)		<div style="border: 1px solid black; padding: 5px; display: inline-block;"> <b>Best choice for replacement!</b>            VM or RGB unit from GP3000 can be used without additional settings.         </div> 			

\*\* : [AA] Analog touchscreen & AC power supply; [MD] Matrix touchscreen & DC power supply; [AD] Analog touchscreen & DC power supply; [MA], Matrix touchscreen & DC power supply.  
 \* : GP-4\*03T:RS-485 (isolation)




W models				
	GP-4501TW	GP-4401WW	GP-4301TW	GP-4201TW
Model	PFXGP4501TADW	PFXGP4401WADW	PFXGP4301TADW	PFXGP4201TADW
Display Size	10.4"	7"wide	5.7"	3.5"
Rated Input Voltage	24Vdc			
Resolution	640 x 480pixels (VGA)	800 x 480pixels (WVGA)	320 x 240pixels (QVGA)	
Touch Panel Type	Resistive Film (analog)			
Application Memory	16MB		8MB	
Data Backup	SRAM 128KB			
Interface	RS-232C x 1,RS-422 / 485 x 1,Ethernet x 1, USB (Type A) x 1,USB (mini B) x 1,SD Card Slot x 1,		RS-232C x 1,RS-422 / 485 x 1 Ethernet x 1*, USB (Type A) x 1,USB (mini B) x 1,	
Structure	IP65F			
External Dimensions	W315 x H241 x D56mm (W12.4 x H9.47 x D2.20 in.)	W218 x H173 x D60mm (W8.59 x H6.8 x D2.37 in.)	W169.5 x H137 x D59.5mm (W6.67 x H5.39 x D2.34 in.)	W132 x H106 x D42mm (W5.2 x H4.17 x D1.05 in.)
Panel Cut Dimensions	W301.5 x H227.5mm (W11.87 x H8.96 in.)	W204.5 x H159.5mm (W8.05 x H6.28 in.)	W156 x H123.5mm (W6.14 x H4.86 in.)	W118.5 x H92.5mm (W4.07 x H3.64 in.)
Connectable Devices	2			
Custom (Coating)	Yes			
Custom (Front Color Bezel)	Yes			

\*:Excluding GP-4201W

## GP4000R Rear mount model

Optimized for hygiene-oriented environments.



Flat design to protect from mounting surface from dust.  
 Ideal for medical or food production equipment.



website



Site Web



Documentation technique

# GP4100 Compact model *GP-Pro EX*

4.3"




High resolution and full color in a small size

## 01 Small-sized HMI but no compromises visibility or operability

With a resolution of 480 x 272 pixels, information is finely displayed despite the limitations of space.

And more... **65,536** color display

Panel cut same as monochrome model



## 02 Connectivity with a range of devices

This product allows you to collect data and monitor everything remotely using a tablet.



	GP-4114T	GP-4115T	GP-4115T3	GP-4116T
Model	PFXGP4114T2D	PFXGP4115T2D	PFXGP4115T3D	PFXGP4116T2D
Display Size	4.3"			
Rated Input Voltage	12...24 Vdc			
Resolution	480 x 272 pixels			
Touch Panel Type	Analog			
Application Memory	8MB			
Backup Memory	FLASH EPROM 128KB		NVRAM 320KB	FLASH EPROM 128KB
Interface	Ethernet x 1 USB (Type A) x 1, USB (mini B) x 1	RS-232C x 1 USB (Type A) x 1, USB (mini B) x 1		RS-422/485 x 1 USB (Type A) x 1 USB (mini B) x 1
Structure	IP65F			
External Dimensions	W124.9 x H90.4 x D38.8mm (W4.92 x H3.56 x D1.53 in.)			
Panel Cut Dimensions	W112.5 x H77.5mm (W4.43 x H3.05 in.) With Panel cut adapter: W105 x H66mm (W4.13 x H2.6 in.)			
Connectable Devices	2			



Site web

# GP4000H Handy model *GP-Pro EX*

GP-4311HT

5.7"



The latest handy display with high compatibility with the GP3000H models and reduced weight.

	GP-4311HT
Model	PFXGP4311HTAD
Display Size	5.7"
Rated Input Voltage	24Vdc
Resolution	640x480 pixels (VGA)
Touch Panel Type	Analog
Application Memory	32MB
Structure	IP65F
Connectable Devices	3
Interface	RS-232C / 422 / 485 x 1, Ethernet x 1 USB (Type A) x 1, USB (mini B) x 1 SD Card Slot x 1 Function Switch x 12 Switches: 1a2b 3-Position Enable Switch Output: 2a Key Switch Output: 1c <When using the conversion adapter> Operation Output x 1 External Buzzer Output x 1

Hard-type Direct-connect Cable	10m	GP3000H-CBLH-10M
	3m	GP3000H-CBLS-3M
Soft-type Direct-connect Cable	5m	GP3000H-CBLS-5M
	10m	GP3000H-CBLS-10M
Hard-type Direct-connect Cable (with connector)	10m	GP3000H-CBLHD-10M
	3m	GP3000H-CBLSD-3M
Soft-type Direct-connect Cable (with connector)	5m	GP3000H-CBLSD-5M
	10m	GP3000H-CBLSD-10M
Conversion Adapter	AGP3000H-ADPCOM-01	

Hardware

# LT4000M Series *GP-ProEX*

Hybrid display with control function

5.7" 3.5"

Since the release of the world's first controller with display (CGP model) in 1996, our products have gained a reputation for enabling customers to save space as well as equipment costs.

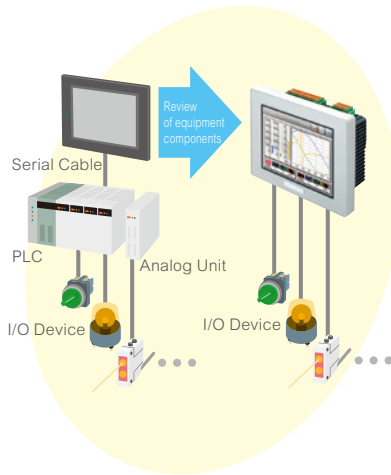


*Flexible*



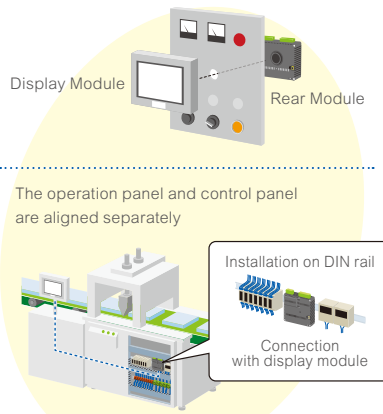
## 01 Simple design without PLC

Connectivity with a range of devices.



## 02 Easy to create control panels

Easily retrofittable, requiring only 22φ circular mounting holes



Product Name	Length	Model
Display module	3m	PFXZXMADSM31
Rear module separation cable	5m	PFXZXMADSM51

## 03 Create systems with reduced wiring using remote I/O.

Compatible with European standard CANopen. Communicate with CANopen compatible slave units with LT as master



	LT-4301TM		LT-4201TM	
	PFXLM4301TADD*	PFXLM4301TADA*	PFXLM4201TADD*	PFXLM4201TADA*
Model	PFXLM4301TADD*	PFXLM4301TADA*	PFXLM4201TADD*	PFXLM4201TADA*
Display Size	5.7"		3.5"	
Rated Input Voltage	24Vdc			
Control	DIO	AIO+DIO	DIO	AIO+DIO
Resolution	320 x 240pixels (QVGA)			
Touch Panel Type	Resistive Film (analog)			
Application Memory	16MB			
Backup Memory	NVRAM 128KB			
Logic program area	FLASH EPROM 132KB			
Variable area	NVRAM 64KB			
Interface	RS-232C / 485 x 1 Ethernet x 1 USB (Type A) x 1 USB (mini B) x 1 CANopen (Master) x 1			
Structure	IP65F			
External Dimensions	Display Module:W163 x H129.4 x D17.5mm (W6.42 x H5.09 x D0.69 in.) Rear Module:W128 x H108 x D60.15mm (W5.03 x H4.25 x D2.36 in.)		Display Module:W97.6 x H80 x D16.2mm (W3.8 x H3.1 x D0.63 in.) Rear Module:W128 x H108 x D60.15mm (W5.03 x H4.25 x D2.36 in.)	
Panel Cut Dimensions	φ22.5mm			
Connectable Devices	4			
Built-in DIO (Input)	20 points (configurable 2 x High Speed counter / Pulse catch or 1 Up / Down High Speed Counter)	12 points (configurable 2 x High Speed counter / Pulse catch or 1 Up / Down High Speed Counter)	20 points (configurable 2 x High Speed counter / Pulse catch or 1 Up / Down High Speed Counter)	12 points (configurable 2 x High Speed counter / Pulse catch or 1 Up / Down High Speed Counter)
Built-in DIO (Output)	12 points (configurable 2 x PWM / Pulse)	8 points (configurable 2 x PWM / Pulse)	12 points (configurable 2 x PWM / Pulse)	8 points (configurable 2 x PWM / Pulse)
Built-in AIO (Input)	0 points	4 points (Voltage / Current x 2 - Temperature input x 2 included)	0 points	4 points (Voltage / Current x 2 - Temperature input x 2 included)
Built-in AIO (Output)	0 points	2 points (Voltage / Current x 2)	0 points	2 points (Voltage / Current x 2)



Site Web



Documentation technique

Data collection

# Multi-Converter



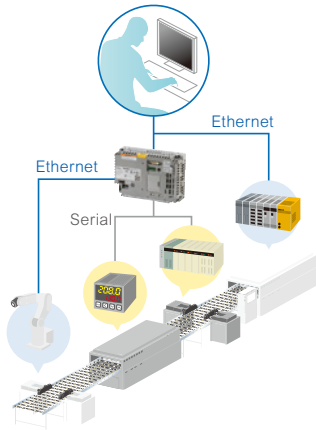
## Step Towards IoT

A multi-converter that offers a solution for data collection, connecting to a wide variety of equipment as well as PLC

# Smart Gateway

### 01 Merge data from different devices

Unify protocols and collect data efficiently



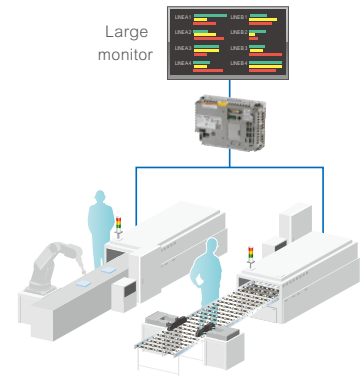
### 02 Tablet-based on-demand HMI

See status of equipment or devices in the right place at the right time.









### 03 HMI for ANDON (Large-size monitor)

Optimize work by sharing production status.



### 04 Easily collect PLC data by network or USB memory

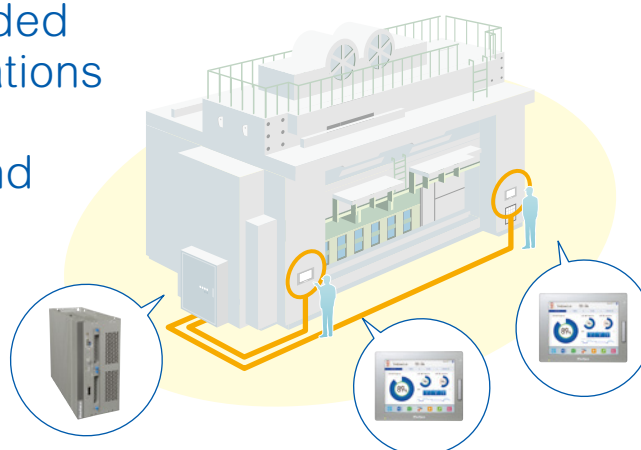


					
	SP5000 (Open BOX) Model	SP5000 (Power BOX) Model	SP5000 (Standard BOX) Model	LT4000M Model	STM6000 Model will be released around February 2021
Base module	PFXSP5B41	PFXSP5B10	PFXSP5B00	PFXLM4B01DAC PFXLM4B01DAK PFXLM4B01DDC PFXLM4B01DDK	PFXSTM6B00D
Adapter	PFZXCDAREXP1			PFXZXMADSA1	
Software	GP-Pro EX				BLUE

FANUC limited model(Model:PFXLM4B01DAKFF) is available. Data collection from CNC of old machines.

# Screens can be expanded with industrial specifications for displays, industrial computers and personal computers.

As embedded displays with industrial specification, 3 types of DVI-D/Display Port/Ethernet connection are available. In addition, acquisition of overseas standards and installation of VESA are applicable.



## Flat Panel Monitors FP5000 series

Industrial flat panel display with high environmental resistance that allows multi-gesture control even when wearing gloves.

- Replaceable from FP3000 series
- Automatic scaling functions
- Windows XP compatibility

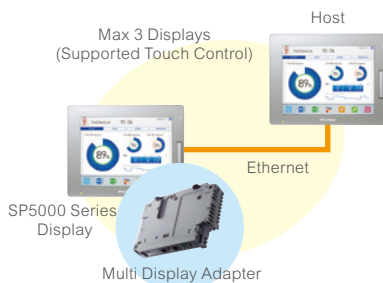


	FP-5700TPD	FP-5600TPD
Model	PFXFP5700TPD	PFXFP5600TPD
Display Size	15"	12"

## Hi-Performance HMI SP5000 Multi Display Adapter

Expansion unit for using the SP5000 series display as an Ethernet flat panel display.

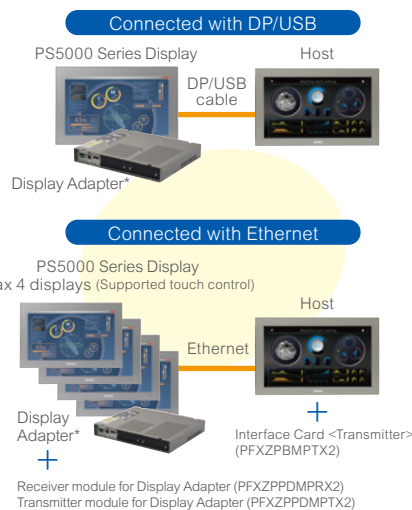
- Connectable up to 100 meters with one Ethernet cable
- Support both duplicate and extended mode, a touch operation exclusive control



	Multi Display Adapter
Model	PFXZCDADEXR1

## Industrial PC PS5000 Remote Display Adapter / Display Adapter

Extension unit for the SP5000 displays allowing you to add a high-quality, glass front display to a SP5000 host.



\*Only for BTO

	FP5000 Series	SP5000 Series Display + Multi Display Adapter		PS5000 Series Display + Display Adapter	
Touch Panel Type	Resistive Film (Analog)	Capacitive (5 simultaneous touch)	Resistive Film (Analog)	Capacitive (5 simultaneous touch)	Resistive Film (Analog)
Size	15" / 12"	19"wide / 15"wide	15" / 12"wide / 12" / 10"wide / 10" / 7"wide	22"wide / 19"wide / 15"wide / 12"wide	15" / 12"
Host	PS5000 / SP5000 Open Box (SP-5B41) / General-purpose PC	SP5000 Open Box (SP-5B41) / PS5000 General-purpose PC		PS5000 / General-purpose PC *1	
OS	WinXP (32 bit), WES2009 Win7 (32 / 64 bit), WES7 Win8 (32 / 64 bit) Win8.1 Industry (64 bit) Windows 10 IoT Enterprise 2016 LTSC *3 Windows 10 IoT Enterprise 2019 LTSC *3	Win7 (32 / 64 bit), WES7 (64 bit) Win8 (32 / 64 bit) Win8.1 Industry (64 bit) Windows 10 IoT Enterprise 2016 LTSC *3 Windows 10 IoT Enterprise 2019 LTSC *3		Win7 (32 / 64 bit), WES7 (64 bit) Win8.1 Industry (64 bit) Windows 10 IoT Enterprise 2016 LTSC *3 Windows 10 IoT Enterprise 2019 LTSC *3	
Video	DVI-D	Ethernet		Ethernet *2	Display Port
Touch	USB (Type B)			USB (Type B)	
Distance to connect	5m (16ft.)	100m (328ft.)		100m (328ft.)	5m (16ft.)
Rated Input Voltage	12...24Vdc	12...24Vdc		100...240Vac (Option) / 24Vdc	
Surrounding air temperature	0...60°C	0...60°C		0...55°C	

\*1 when connecting to Ethernet, only PS5000 \*2 Additional items required to connect to Ethernet. \*3 OS Version depends on the Software version



Site Web



Documentation technique

# BLUE Line Management Lite SCADA Open Studio



## Flexible software for your need

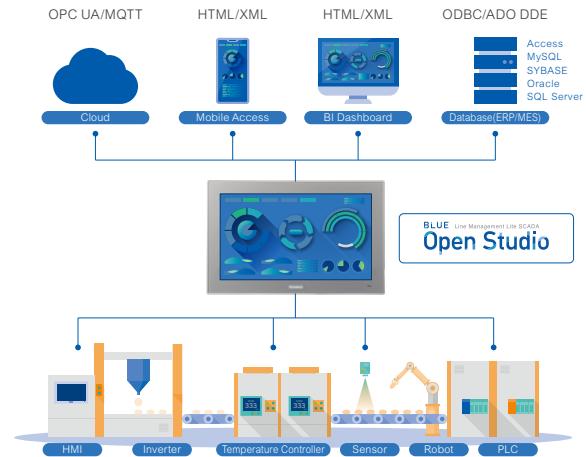
Pro-face BLUE Open Studio is a development and runtime software that incorporates all of the tools users need to create SCADA HMI applications, dashboards and OEE interfaces.

## Basic Features

- Scripting
- Security
- Symbols
- Tags Database
- Troubleshooting
- Gestures
- Alarms
- Animation
- Database
- Events
- Graphics and Design Tools
- Trends
- Multi-Language
- ActiveX and .NET
- Recipes
- Multi-touch
- Reports
- Scalable
- Scheduler
- OPC
- Intellectual Property Protection
- Email (SMTP)
- FTP
- Historical Performance
- PDF Export
- SSL Support for Emails
- DDE Client
- Custom Widgets

## Connectivity

250+ available communication drivers for PLCs and many other devices.  
Native OPC interfaces such as OPC UA/DA  
Active X and .Net controls  
Support upper connectivity to DB through MQTT.

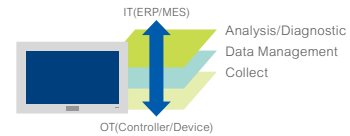


## Database

Connect to any SQL database (Microsoft SQL, MySQL, Sybase, Oracle), or Microsoft Access or Excel, and ERP/MES systems (including SAP), even from Windows Embedded Compact Edition. BLUE Open Studio is flexible, offering a built in interface that doesn't require knowledge of SQL for trends, alarms/events, grid and other objects).

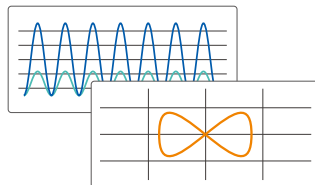
## OPC

BLUE Open Studio provides native OPC interfaces, such as OPC DA (Server/Client), OPC HDA(Server), UA (Server/Client) and OPC .NET 3.0 (Client). BLUE Open Studio also supports OPC XML.



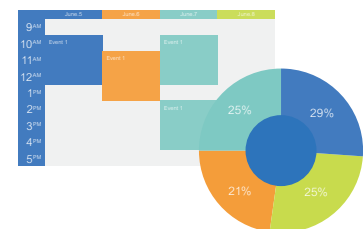
## Trends

Real-time and Historical trends, and SPC functionality are supported. Log data in binary format, or to any local or remote SQL database. Color or fill trends with graphic elements to enhance clarity of data. Date/ Time based or numeric (X/Y plot) trends give you the flexibility to display information that best suits your application.



## Custom Widget

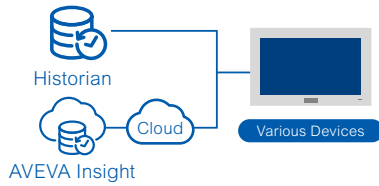
Custom Widgets provides the ability to integrate third-party web-based controls into the HMI/SCADA project screens. Develop and share a library of controls that can be easily integrated into an application and accessible through multiple platforms.





## Historian

BLUE Open Studio includes support for saving historical data from some task worksheets to a Historian database or AVEVA Insight.



## Import Wizard



PanelMate (Eaton and Cutler Hammer)  
FactoryTalk View ME/SE (Rockwell)  
PanelBuilder32SESE (Rockwell)

↓  
Automatically converting

BLUE Line Management Lite SCADA  
**Open Studio**



## Remote Access

Access your BLUE Open Studio Screen from any device with a browser that supports HTML5, such as iPads, iPhones, Android devices, Windows devices, and others.



## License Lineup

To version-up from Version 8.0 / 8.1 to 2020, version-up licenses are required. In addition, upgrade licenses are available to upgrade (ex, from Line management plus to Supervision)

Product Name	No.of Licenses	No.of Tags	Model	Media
BLUE Open Studio for Supervision	1 License	64,000	PFXBOS*T64K*V80	DVD / Sticker *1
BLUE Open Studio for Line Management Plus	1 License	32,000	PFXBOS*T32K*V80	DVD / Sticker *1
BLUE Open Studio for Line Management	1 License	4,000	PFXBOS*T4K*V80	DVD / Sticker *1
BLUE Open Studio for Machine Control	1 License	1,500	PFXBOS*T1K*V80	DVD / Sticker *1
BLUE Open Studio Thin Client	1 License	-	PFXBOSTC	Sticker
BLUE Open Studio Import Wizard	-	-	PFXBOSTK	Sticker
BLUE Open Studio USB Hard key	-	-	PFXBOSUSBL	USB

\*1 Version 8.1 only.

## PS6000 + BLUE Open Studio



Best in class pre-installed bundle to improve your business with easy select and quick delivery

1

Configured bundle, Hardware, Software and OS

Single configured order, for fast delivery of PS6000 with latest pre-installed\* software version, and activation license, rich options. Dedicated support team for a single contact window to resolve any issues.



2

Save time & resources on validation and commissioning

Extensive testing and validation process from the HMI leader, for easy integration, hardware, software and operating systems to complete commissioning faster. To save time, money and resources making application up and running.



3

Sustainable supply & compatibility

A single supplier for software and hardware requirements. Stress-free migration to new releases, answering long-term industry requirements.





Site Web



Documentation technique



## Versatile Software

Revolutionary new software, BLUE offers an alternative experience in HMI project design. Anyone can easily create and change dynamic screens.

### Refined

#### High quality graphics

Clearer fonts and screen parts make an obvious difference. The clarity is not affected by zoom level



#### Stylish design

Customize gradation and transparency to meet your needs. Stylish expression including transparent effects.



### Simple & Easy

#### One source, multiple ways to present

Support HMI project designer to adapt/customize projects and create easily situational awareness projects delivering more intuitive projects to the operators.



#### View all needed information at once

Simply display all necessary screens in one place. Multi-screen information gives rise to improvement in operation efficiency.



#### Responsive Behavior (Dock panel)

Several pages in one screen, and independent navigation in each section. Adapt the size of information to meet your needs with one click on the dynamic display.




#### Highly flexible graph features

Using data analyzing features, such as graph comparison, can produce more expressive insight than ever before



#### Change the value of a variable without programming

Use a converter to change the value of a variable from the defined unit, range, scale, and expression without programming.





# Connected & Secured

## Pro-face connectivity

User-friendly protocols allowing you to connect your devices with ease via multiple interfaces and connect OT to IT with OPC-UA server.



## Remote Access NEW

Remote Visualization on PC or Tablet / Smartphone with new Web View features of BLUE.

See status of equipment or devices in the right place at the right time.

Simple steps to start to Remote Access



## Secure remote access solution

"Pro-face Connect" is a ready-to-use solution for Remote Access Over Internet on ST6000 Series without programming or configuring each device. Start using the cloud based "Pro-face Connect" Smart Industry solution on your existing network without involving your IT department. No network or firewall configurations are required and still the highest level of security and encryption is in place from end to end, from any PC, tablet and smartphone to your machinery.

## Enhanced cybersecurity against basic intentional attacks

- Need admin rights to download project to HMI target
- Auto user log out after predefined idle time
- Doing security checking during booting
- Secure Ethernet download supported by IPSec and password protected project file



Product Name	Model	Description	Supported models
BLUE Professional	PFXBLPCZLSPA31	Single license	Email
	PFXBLPCZLSPM31		Paper
	PFXBLPCZLSPA31	Group License	Virtual delivery
	PFXBLPCZLSPM31		Printed delivery
	PFXBLPCZLSPA31	Team License	Virtual delivery
	PFXBLPCZLSPM31		Printed delivery
BLUE Basic*1	PFXBLECZLSRA31	Single license	Email
	PFXBLECZLSPM31		Paper
BLUE Runtime	PFXBLRCZLSPA31	Single license	Virtual delivery
	PFXBLRCZLSPM31		Printed delivery
BLUE Web Viewer Runtime	PFXWRT001	Single license	License Keycode
	PFXWRT010	10 Licenses	
	PFXWRT100	100 Licenses	
BLUE USB Media Installer	PFXBTUSB32	USB Media with an installer	

\*1 Basic License doesn't support for WEB API and OPC-UA. OPC-UA Server is not supported on GP4100 Series Color model

## HMI Design Studio

Start the best experience with Pro-face HMI

HMI Design Studio is a creative and easy-to-use website that helps you and your team create HMI design for engineering



Installer

Download Pro-face HMI Versatile software BLUE (Full Installer / Trial Mode).



Design Studio

Download over 300 kinds of ready-made template screens and parts or design it by yourself.



Online Tutorial

Learn skills to achieve your personal and professional goals. Join today to get access to thousands of courses.



Blue Support

Contact our support or learn more about support topics that will help you.

Welcome to a whole new HMI experience

[www.proface.com/en/service](http://www.proface.com/en/service)




Site Web



Documentation technique

Screen editor software

# GP-Pro EX



## Standard screen editor software

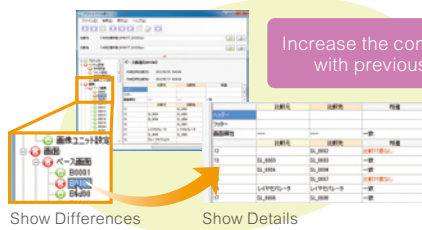
Enables HMI screen and logic programming.

Screen customization can be performed with ease due to many functions that promote compatibility with legacy applications and reduce development time.

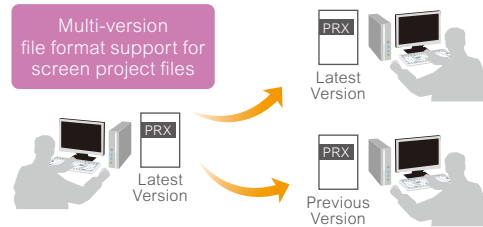
## Connect directly to a wide range of devices

Largest number of drivers in the industry and many sample parts that enable connection with various manufacturers' equipment.

## Leverage existing assets



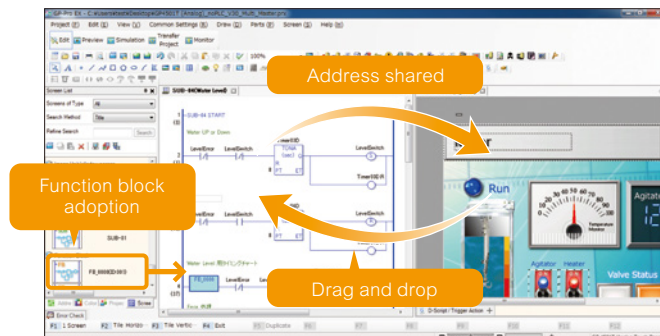
Able to display the difference between two similar files in detail.



Screen project files edited in the latest version can also be saved in the previous version.

## Screen and logic can be edited with one software

Controller addresses can be used directly in the editor via drag and drop, thus reducing the development time.



## Runtime engine **WinGP**

Screens created by GP-Pro EX operate on a Windows OS-equipped machine using the Runtime engine.

### Seamless communication with control equipment

No need to develop a driver to communicate with control equipment such as a PLC or temperature controller.

### Cooperation with user database using dedicated API

Settings of WinGP are editable and device address read/write of the connected device can be done by the user application.

Model	Description	
PFEXEDV**	HMI screen editor & logic programming software (DVD)	
PFEXEDLS**	1 license	GP-Pro EX editor license (license key code)
PFEXGRPLS**10	10 licenses	GP-Pro EX Editor Group License (license key code)
PFEXGRPLS**25	25 licenses	
PFEXGRPLS**50	50 licenses	
EX-WINGP-IPC	1 license	License for using WinGP on WinGP-compatible IPC (license key code)
EX-WINGP-PCAT	1 license	License for using WinGP on PC / AT-compatible PC (license key code)

\*\* is changed with the version of software.

Data management software

# Pro-Server EX



Site Web



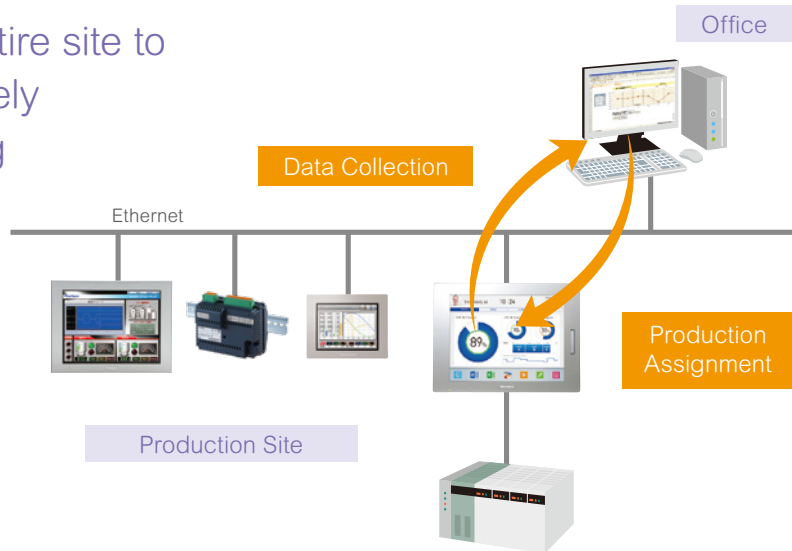
Documentation technique

A simple way to start networking to enhance the communication between the office and the manufacturing site.

Real-time visualization and analysis of data from production sites. Remote machine monitoring and transfer of work instructions to increase efficiency between the production site and the office.

## Networking of the entire site to collect data collectively without programming

Collecting accurate information, and analyzing and utilizing all your data will lead to improvement in working processes!



## Remote Access

### Pro-face Remote HMI VERSION UP

Software that enables tablets and smartphones to display and operate the exact same screen as the on-site HMI. Secure design with full-feature functions taking into consideration tablet operations.



Supported OS	Android OS, iOS (iPhone, iPad, iPod touch)
--------------	--------------------------------------------

Download (purchase) from App Store / Google Play

### Pro-face Remote HMI Server VERSION UP

Installing Pro-face Remote HMI Server on a Windows device allows users to monitor and operate Excel and PDF files from Pro-face Remote HMI, in addition to the terminal operator screens.

Model	Description
PFEXRHLSL	Software to operate and monitor Windows applications such as Excel or PDF besides Pro-face HMI screen

### Pro-face Remote HMI Client for Win VERSION UP

More powerful Pro-face Remote HMI for Windows OS launched. While inheriting the functions of Pro-face Remote HMI, newly improved functions were added.

Model	Description
PFEXRHCLS	1 License
PFEXRHCLS10	10 Licenses
PFEXRHCLS30	30 Licenses

Software for remote viewing of Pro-face HMI from desktop PC (license key code)

Software



Site Web



Documentation technique

Secure Remote Access over Internet

# Pro-face Connect




## Connect and Go

Pro-face Connect is a ready-to-use embedded HMI service to access machines remotely and securely.

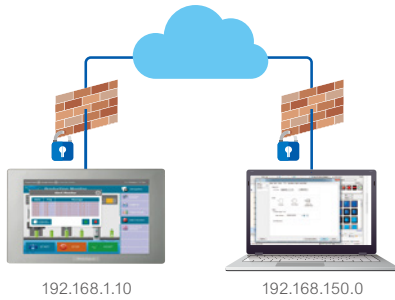
### Small initial cost

No need to locate VPN router in every branch.  
Able to operate the system with only the license of running cost.



### Able to use IP address with no change

Able to connect to the existing local IP address with no change.  
No man-hours to change an IP address.



### Connect securely

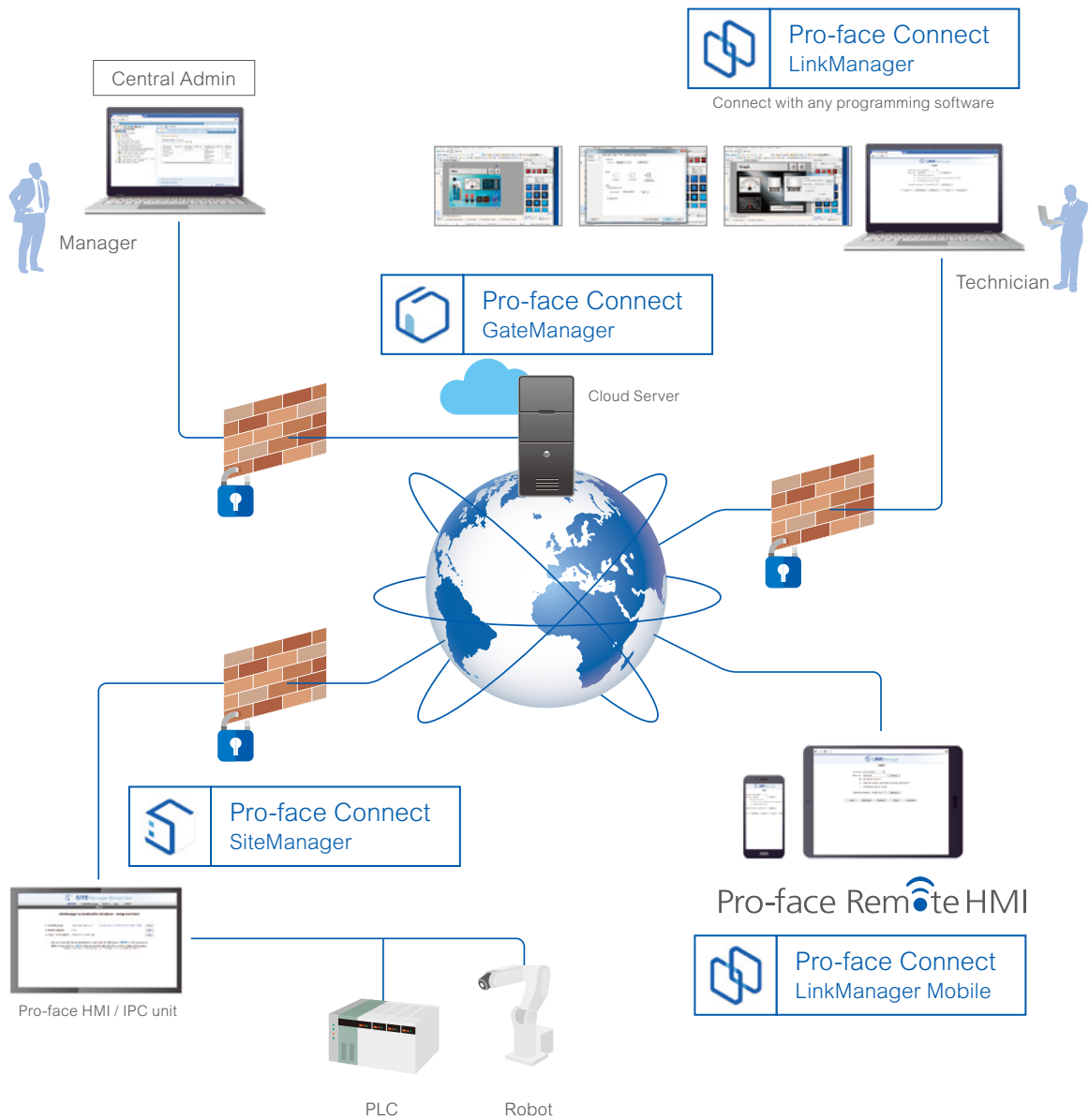
Conforms with industry level standards for security. Able to build a secure network.

- User access based on x.509 Cert.
- AES data encryption
- ISA99 and IEC 62443



# Pro-face Connect

"Pro-face Connect" is a ready-to-use solution for Remote Access Over Internet on IPC, PS5000 Series and Smart Portal SP5000 Series without programming or configuring each device. Start using the cloud based "Pro-face Connect" Smart Industry solution on your existing network without involving your IT department. No network or firewall configurations are required and still the highest level of security and encryption is in place from end to end, from any PC, tablet and smartphone to your machinery.



## License Lineup




Product Name		Model No.	Description
Pro-face Connect 30 days Free Trial		PFXCONFREE30	Trial package running 30 days and including: 1 x Pro-face Connect GateManager License 1 x Pro-face Connect SiteManager Embedded Extended License, 5 device agents 1 x Pro-face Connect LinkManager License (floating license) 1 x Pro-face Connect LinkManagerMobile License
Basic Packs	Pro-face Connect Essential Pack	PFXCONPACKESS	1 x GateManager Customer Domain / 1 x LinkManager Floating License 1 x LinkManager Mobile License / 1 x SiteManager Extended 5 (Annual)
	Pro-face Connect Enterprise Pack	PFXCONPACKENT	1 x GateManager Customer Domain / 1 x LinkManager Floating License 1 x LinkManager Mobile License / 20 x SiteManager Extended 5 / 1 x GateManager Premium Access
Pro-face Connect LinkManager License		PFXCONLINK1	1 x Pro-face Connect LinkManager License
Pro-face Connect LinkManager Mobile License		PFXCONLINKM1	1 x Pro-face Connect LinkManager Mobile License
Pro-face Connect SiteManager Basic License		PFXCONSMBSCL	5 x Pro-face Connect SiteManager Embedded Basic License
Pro-face Connect SiteManager Extended 5 Licenses		PFXCONEXTD5	1 x Pro-face Connect SiteManager Embedded EXTENDED license, 5 device agents
Pro-face Connect SiteManager Extended 10 Licenses		PFXCONEXTD10	1 x Pro-face Connect SiteManager Embedded EXTENDED license, 10 device agents
Pro-face Connect GateManager Premium Access *1		PFXCONGMPREM	1 x GateManager Premium Access, Add-on option for Pro-face Connect Essential Pack license (PFXCONPACKESS)
User Statistics *1		PFXCONSTAT	Add-on option for Pro-face Connect Essential Pack license (PFXCONPACKESS) or Pro-face Connect / Enterprise Pack (PFXCONPACKENT)

\*1 Not available in all areas, please contact your local office.

# Customization and Services

Pro-face is experienced in providing HMI customization services based on specific needs.




## Basic menu

 <p>Strengthen your brand</p>	 <p>Better design suits your machine</p>	 <p>Reduce engineering set-up time</p>
<p>Popular Option Replaced the Pro-face logo with a custom design</p> <p>Standard delivery date 10~ working days</p> <p>Reference price Base Price + 10 EUR~, depends on the design of customer's logo.</p>	<p>Popular Option Customized overlay</p> <p>Standard delivery date 40~ working days</p> <p>Reference price Base Price + 20 EUR~, depends on the screen size and number of colors required by customer on the overlay.</p>	<p>Popular Option Software kitting and product bundle</p> <p>Standard delivery date 10~ working days</p> <p>Reference price Base Price + 30 EUR~, in case of 3rd party software or OS kitting, additional support may be required from customer.</p>

## Specific needs

We offer products outside the basic lineup to meet individual needs

Pro-face is experienced in providing HMI customization services based on specific needs

<p>Embedded Camera</p>	<p>Operation log with video and image.</p> <p>Target</p> <p>Semiconductor / Electronics</p>	 <p>SP5000 Series PFXSP5600TPD + SP5000 Series PFXSP5B41</p> <p>Snapshot or video recording by switches on the screen</p>
<p>Interface changes</p>	<p>Change the interface to meet customers' needs.</p> <p>Target</p> <p>Train / Special Vehicle</p>	 <p>SP5000X Series PFXSP5690WAD + SP5000X Series PFXSP5B41</p> <p>Ethernet(M12) x1 COM(D-sub 25pin)</p>
<p>Rear Mount</p>	<p>Change the rear mount design to suit specific use or situation.</p> <p>Target</p> <p>Food &amp; Beverage Woodworking Machine</p>	 <p>GP4100 Series PFXGP4116T2D</p> <p>Flat on the surface</p>



# Pro-face Worldwide offices



## 01 Global Headquarters

Schneider Electric Japan Holdings Ltd.  
Pro-face Japan Tokyo, JAPAN  
[www.proface.com/ja](http://www.proface.com/ja)

## 04 China

Pro-face China International Trading  
Shanghai, P.R.CHINA  
[www.proface.com.cn](http://www.proface.com.cn)

## 07 Singapore

Pro-face by Schneider Electric  
SINGAPORE  
[www.proface.sg](http://www.proface.sg)

## 10 Vietnam

Pro-face by Schneider Electric  
HCMC, Vietnam  
[www.proface.com/en](http://www.proface.com/en)

## 02 Australia

Pro-face by Schneider Electric  
New South Wales, AUSTRALIA  
[www.proface.com.au](http://www.proface.com.au)

## 05 India

Pro-face by Schneider Electric  
Bangalore, INDIA  
[www.proface.co.in](http://www.proface.co.in)

## 08 Taiwan

Pro-face by Schneider Electric  
Taipei, TAIWAN  
[www.proface.com.tw](http://www.proface.com.tw)

## 03 New Zealand

Pro-face by Schneider Electric  
Auckland, New Zealand  
[www.proface.com/en](http://www.proface.com/en)

## 06 South Korea

Pro-face by Schneider Electric  
Seoul, SOUTH KOREA  
[www.proface.co.kr](http://www.proface.co.kr)

## 09 Thailand

Pro-face by Schneider Electric  
Bangkok, THAILAND  
[www.proface.com/en](http://www.proface.com/en)

## 11 North/South American Headquarters

Pro-face America, Inc. LLC  
Ann Arbor, MI, USA  
[www.profaceamerica.com](http://www.profaceamerica.com)

## 12 Brazil

Pro-face America Sao Paulo,  
BRAZIL  
[www.profaceamerica.com](http://www.profaceamerica.com)

## 13 Canada

Pro-face by Schneider Electric  
Mississauga, Ontario, CANADA  
[www.profaceamerica.com](http://www.profaceamerica.com)

## 14 Mexico

Pro-face America Nuevo Leon,  
MEXICO  
[www.profaceamerica.com](http://www.profaceamerica.com)

## 15 European Headquarters

Pro-face Europe B.V. Hoofddorp,  
THE NETHERLANDS  
[www.proface.eu](http://www.proface.eu)

## 16 Austria

Pro-face by Schneider Electric  
Ratingen, GERMANY  
[www.proface.at](http://www.proface.at)

## 17 Belgium

Pro-face by Schneider Electric  
Brussels, BELGIUM  
[www.proface.be](http://www.proface.be)

## 18 Denmark and Sweden

Pro-face by Schneider Electric  
Ballerup, DENMARK  
[www.proface.dk](http://www.proface.dk)

## 19 France

Pro-face by Schneider Electric  
Rueil-Malmaison, FRANCE  
[www.proface.fr](http://www.proface.fr)

## 20 Germany

Pro-face by Schneider Electric  
Ratingen, GERMANY  
[www.proface.de](http://www.proface.de)

## 21 Italy

Pro-face by Schneider Electric  
Milano, ITALY  
[www.proface.it](http://www.proface.it)

## 22 The Netherlands

Pro-face by Schneider Electric  
Hoofddorp, THE NETHERLANDS  
[www.proface.nl](http://www.proface.nl)

## 23 Poland

Pro-face by Schneider Electric  
Warsaw, POLAND  
[www.proface.pl](http://www.proface.pl)

## 24 Spain and Portugal

Pro-face by Schneider Electric  
Barcelona, SPAIN  
[www.proface.es](http://www.proface.es)

## 25 Switzerland

Pro-face by Schneider Electric  
Ratingen, GERMANY  
[www.proface.ch](http://www.proface.ch)

## 26 United Kingdom

Pro-face by Schneider Electric  
Coventry, UNITED KINGDOM  
[www.proface.co.uk](http://www.proface.co.uk)

# Pro-face<sup>TM</sup>

---

by **Schneider** Electric

[proface.fr](https://www.proface.com/fr)

Visitez le site Web Pro-face pour plus  
d'information <https://www.proface.com/fr>

Contact France  
<https://www.proface.com/fr/contact>